


Elliott's Events

Mrs. Elliott: 3B

September 3, 2011



elliottj@thompson.k12.co.us 613-5749 www.3b2011.wikispaces.com

Dear Parents and Guardians,

It is my top priority to establish a cooperative home/school relationship. A newsletter will be sent home each Friday detailing your child's assignments, schedule, and important dates.

It was so wonderful to see so many of you at our Back to School Night! Thank you for joining us; I hope it was informative! If you were not able to make it on Monday, I sent a "Third Grade Family Handbook" home with your child. If you did not receive this packet, or if you have any questions please don't hesitate to contact me.

In an effort to continue to make the transition into homework an easy one, the homework this week will be shorter than usual. Students should complete the work in this packet (due next Friday), and we will continue with the 20 minutes of reading and the reading log each night.

Our 3B wikispace address is: www.3b2011.wikispaces.com. Here you will find lots of information about our classroom. I will update it periodically, so keep checking back. The web address will be at the top of the newsletter each week with my email address and phone number so you don't have to worry about writing it down and saving it.

We're off to a great start! It's going to be an excellent school year!

Please feel free to contact me with any comments, questions or concerns you may have regarding your child at 613-5749 or elliottj@thompson.k12.co.us.

Sincerely,
Julie Elliott

This Week in 3rd Grade:

Math: We will work on adding two digit numbers, adding and subtracting multiples of 10, and place value concepts

Reading: We will work on developing our reading community, and we will practice procedures for independent reading time.

Science: We will start a unit about food chains and webs. We are working on experiments with seeds.

OUR WORD OF THE WEEK
THIS WEEK IS: Respect

Specialist Schedule



Monday: Computer/P.E.
9:15 to 10:15

Tuesday: P.E.- 9:45 to 10:15
Art- 11:15 to 12:15

Wednesday: Library
9:45 to 10:15


Thursday: Computer/Music
9:15 to 10:15

Friday: Library/Music
9:15 to 10:15

Spelling List

Sort 1

1. make
2. drive
3. stove
4. huge
5. face
6. mice
7. hose
8. June
9. same
10. hike
11. joke
12. cube
13. gate
14. life
15. rode
16. rude
17. base
18. nine
19. hole
20. flute



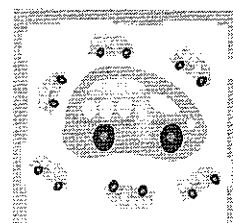
School-Home Connection

Labor Day—No School 9/5

PTO Meeting: 9/6 at 7:00

School Pictures: 9/15

Donuts for Dads: 9/16 @ 8am





Spelling Practice



Below is a list of ways to study your spelling words. Choose at least one activity from the list to practice your spelling words.

1. Write your words in alphabetical order.
2. Write each of your spelling words and circle the vowels.
3. Write each of your spelling words and underline the consonants.
4. Play "Snowman": This is a nonviolent version of Hangman. On a separate sheet of paper, draw a snowman with a hat, three buttons, two eyes, a nose and a smile. Erase a part of the snowman for each guess. Try to guess the word before the snowman melts!
5. Riddle Me!: Write some riddles using your spelling words.
6. Connect the Dots!: Make a square of four rows of dots with four dots in each row. Before taking a turn, a player must spell a spelling word. If the word is spelled correctly, the player connects two dots. When a player forms a square, he/she can write their initials in the box. The player with the most boxes in the end wins.
7. Write each word in sentence that is at least 5 words long.
8. Write each word and its definition.
9. Make a word search and have a member of your family find the words.
10. Story Story!: Write a short story using all of your spelling words. Underline the words in your story.
11. Colorful Words: Use two different color pens to write your spelling words. Use one color to write the consonants and the other for the vowels.
12. Stair Steps: Write your words as if they were stairs, adding one letter each time.

Example: s

sp

spe

spel


spell

Name _____

Date _____

Trading Stickers, Combining Coins

Homework



More Adding and Subtracting 10s Problems

Solve the problems below, and show how you got your answers.

NOTE Students practice adding and subtracting 10 and 20.

SMH 36

1. $18 + 10 =$ _____

2. $63 - 10 =$ _____

$28 + 10 =$ _____

$53 - 10 =$ _____

$38 + 20 =$ _____

$43 - 20 =$ _____

3. a. Ashley had 36 stickers. Her father gave her 10 more. How many stickers did she have then?

- b. Ashley's mother gave her 20 more stickers. How many does she have now?

Name _____ Date _____

Exclamations and Commands

An exclamation is a sentence that shows strong feeling. It begins with a capital letter and ends with an exclamation point.

A command is a sentence that tells someone to do something. The subject in a command is usually left out. A command begins with a capital letter and ends with a period or an exclamation point.

Is each sentence an exclamation or a command? Rewrite each sentence using correct capitalization and the punctuation you think is best.

1. there's an elephant in our yard

2. you're kidding

3. call the fire department

4. get my camera

5. keep the dog inside

6. hand me those binoculars

7. that's quite a surprise

8. he's sitting on my flowers

Read aloud your sentences to a partner. Can she or he tell by your voice whether or not the sentence ends with an exclamation point?