


Elliott's Events

Mrs. Elliott: 3B

November 18, 2011



julie.elliott@thompsonschoools.net 613-5749 www.3b2011.wikispaces.com

Dear Parents and Guardians,

This homework packet will be due in 2 weeks on Friday, December 2. Have a wonderful Thanksgiving!

The following is a message from our counselor:

Parents-

We have almost finished our classroom guidance Bully Blocker lessons. All Carrie Martin students have learned the definition of bullying (power-driven, one-sided, on purpose, and often repeated). We have discussed the terminology of bully, target, and bystanders and how/when to tell adults about possible bullying. We learned about the various types of bullying, including direct, indirect, relationship, and cyberbullying. We know that acting "assertive" (versus "passive" or "aggressive") is the best way to "talk, walk, and squawk" when addressing bullying situations, either as a target or as a bystander, as well as in all problem-solving situations.

The remainder of our weekly lessons will focus upon our "words of the week", including: self-esteem, self-control, humanity, caring, courage, service, goal-setting/initiative, and patience. Please refer to the monthly Carrie Martin Newsletter for information regarding these lessons and their connection to supporting student achievement and the social-emotional growth of our Carrie Martin students.

Bobbi Schmitt School Counselor/Psychologist 613-5705

Spelling List

Sort 11

1. badge
2. dodge
3. bridge
4. ridge
5. judge
6. fudge
7. rage
8. huge
9. page
10. stage
11. cage
12. charge
13. surge
14. range
15. change
16. sponge
17. bulge
- 18.
- 19.
- 20.

Learning Targets:

Math: Students will be able to find the difference between 2- and 3-digit numbers.

Reading: Students will be able to summarize a fiction text.

Writing: Students will be able to use the correct friendly letter format to write thank you letters to the Rotary Club.

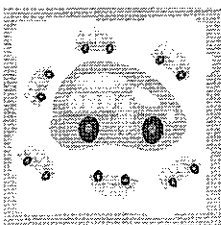
Social Studies: Students will be able to apply knowledge of the 5 themes of geography to tell about where they live.

OUR WORD OF THE WEEK THIS WEEK IS: Perseverance

Specialist Schedule



- Monday:** Computer/P.E.
9:15 to 10:15
- Tuesday:** P.E.- 9:45 to 10:15
Art- 11:15 to 12:15
- Wednesday:** Library
9:45 to 10:15
- Thursday:** Computer/Music
9:15 to 10:15
- Friday:** Library/Music
9:15 to 10:15




School-Home Connection

Giving Tree/Food Drive: 11/21-12/9

Goodies for Grandparents: 11/22

No School: 11/23-11/25





Spelling Practice



Below is a list of ways to study your spelling words. Choose at least one activity from the list to practice your spelling words.

1. Write your words in alphabetical order.
2. Write each of your spelling words and circle the vowels.
3. Write each of your spelling words and underline the consonants.
4. Play "Snowman": This is a nonviolent version of Hangman. On a separate sheet of paper, draw a snowman with a hat, three buttons, two eyes, a nose and a smile. Erase a part of the snowman for each guess. Try to guess the word before the snowman melts!
5. Riddle Me!: Write some riddles using your spelling words.
6. Connect the Dots!: Make a square of four rows of dots with four dots in each row. Before taking a turn, a player must spell a spelling word. If the word is spelled correctly, the player connects two dots. When a player forms a square, he/she can write their initials in the box. The player with the most boxes in the end wins.
7. Write each word in sentence that is at least 5 words long.
8. Write each word and its definition.
9. Make a word search and have a member of your family find the words.
10. Story Story!: Write a short story using all of your spelling words. Underline the words in your story.
11. Colorful Words: Use two different color pens to write your spelling words. Use one color to write the consonants and the other for the vowels.
12. Stair Steps: Write your words as if they were stairs, adding one letter each time.

Example: s

sp

spe

spel

spell




Addition Story Problems

For each problem, write an equation, solve the problem, and show your solution.

NOTE Students practice solving addition story problems with 2- and 3-digit numbers.

SMH 12, 20–24

1. The South City Soccer League has 133 players on all of the teams. The Rivertown Soccer League has 148 players. When all of the players in both leagues get together for a tournament, how many players will there be?
2. The South City Soccer League bought 140 small T-shirts and 85 large T-shirts to give to the players, the parents, and the coaches. How many T-shirts did the league buy?
3. To pay for new equipment, the Rivertown Soccer League raised \$161 from a bake sale and \$244 from a car wash. How much money did the league raise in total?



How Many More?

Solve the problems below. Show your solutions on the number lines.

NOTE Students practice finding combinations of numbers that add to a given total.

SMH 32

1. $34 + \underline{\hspace{2cm}} = 100$



2. $117 + \underline{\hspace{2cm}} = 200$



3. $68 + \underline{\hspace{2cm}} = 200$



4. $112 + \underline{\hspace{2cm}} = 160$



5. $30 + \underline{\hspace{2cm}} = 155$




6. $93 + \underline{\hspace{2cm}} = 140$






Name _____

Big Dreams



When I grow up, I am going to build a huge store where boys and girls can find any toy imaginable. There will be one room filled with life-size dolls that can walk, run, skate, talk, eat, smile, and even read a book with you.

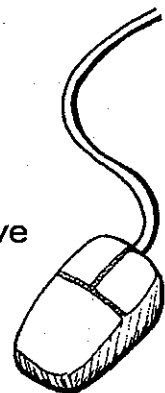


Another room will be filled with cars and trucks that kids can actually drive (after fastening their seatbelts, of course).



Game boards will be so huge that the kids can become living pieces that move. How many games do you play now where the pieces walk to the next square?

One room will be devoted to computers. Each kid will move the mouse so that the characters will seem to jump off the screen.



If anyone is interested in puzzles, he or she can play in my puzzle room. Life-size, three-dimensional puzzles can be put together, pulled apart, and put together again.



Another room will be the size of a football field. Here kids will be able to bounce, throw, and hit balls without having to hear their parents say to them, "You have to play outside with those balls!"





Name _____

Big Dreams (cont.)

The best part of my store would be that it never closes. Kids could stay as long as they wanted! Also, they would not have to pay for anything!

Parents, or any other adults, would not be allowed in my store! I would make the door so tiny that only kids would be able to enter.

I guess I have thought of everything, except . . . Oops! There could be one, big problem . . .

1. What is the real problem that the speaker is thinking about at the end of the story? _____

2. How can you tell that the speaker is "safety-conscious"?


3. Circle the words that describe how the speaker feels as he tells of his big plans.
content indifferent motivated tranquil enthusiastic excited
4. Is the speaker very realistic? _____ Why or why not? _____

5. Circle all true statements.
The toy store will be the same size as a football field.
The toy store will be larger than a football field.
The speaker hates all adults.
Children would probably enjoy playing in his store.
6. Would you like to visit this toy store? _____ Explain. _____

Name _____

Handbook Link

Reviewing Subjects and Predicates



1

In these sentences, draw one line under the subject and two lines under the predicate.

Example: Betty Bodette drives a red convertible.

1. My father drives a truck.
2. The truck belongs to a landscaping company.
3. I ride with my father sometimes.
4. My big sister comes, too.
5. We help my father.
6. He treats us to lunch at noon.

3

Change each sentence so it has a 2-part subject. You will also have to change the predicate so that it agrees, or makes sense, with the new subject.

Example: Jeff walks to school.

Jeff and his friend walk to school.



1. Caroline rides on the bus.

2. Mrs. Hodorowski likes to take the train.

3. I walk with my friend Maria.

Writing Cursive f

Cursive f does not look like its manuscript form.
Trace and write the letter.



Trace and write the words and phrases.

fun

fun

fast

fast

first

first

treble clef

treble clef

bass clef

bass clef

