


Elliott's Events



Mrs. Elliott: 3B

January 13, 2011

julie.elliott@thompsonschoools.org

613-5749

www.3b2011.wikispaces.com

Dear Parents and Guardians,

Welcome back! I hope everyone had a wonderful holiday break. It was great to see the students again and hear about their vacation adventures.

Some things to note:

1. The Loveland Business Team is holding their 27th annual poetry contest. I posted the flyer on the "Writing" page on our wikispace for those of you who are interested. This contest is for all age groups, so adults may participate as well. The deadline is February 3. If you would like me to send a copy of the flyer home, please let me know.
2. There is a new 10 week parenting group starting on January 23. Some of the areas of focus will be: increasing positive interactions, effective problem solving, reducing defiance... I posted the flyer on The "Counselor's Corner" page on our wikispace, or I can make copies if you are interested.

Please feel free to contact me with any comments, questions or concerns you may have regarding your child at 613-5749 or julie.elliott@thompsonschoools.org

Sincerely,
Julie Elliott

Spelling List

Sort 15

1. swim
2. swimming
3. run
4. running
5. sit
6. sitting
7. put
8. putting
9. yell
10. yelling
11. rest
12. resting
13. pass
14. passing
15. stand
16. standing
17. pick
18. picking
- 19.
- 20.

Learning Targets:

Math: Students will be able to identify the properties of triangles and quadrilaterals and name the different types of angles.

Reading: Students will be able to tell the main idea of nonfiction text.

Writing: Students will be able to revise a "How To..." paragraph to make it sound better.


Science: Students will be able to determine how sounds are made.

OUR WORD OF THE WEEK THIS
WEEK IS: Cooperation

Specialist Schedule




- Monday:** Computer/P.E.
9:15 to 10:15
- Tuesday:** P.E.- 9:45 to 10:15
Art- 11:15 to 12:15
- Wednesday:** Library
9:45 to 10:15
- Thursday:** Computer/Music
9:15 to 10:15
- Friday:** Library/Music
9:15 to 10:15



School-Home Connection

MLK Jr. Day—No School: 1/16
Accountability Meeting: 1/19 @ 7PM
Science Fair/Family Supper: 1/27





Spelling Practice



Below is a list of ways to study your spelling words. Choose at least one activity from the list to practice your spelling words.

1. Write your words in alphabetical order.
2. Write each of your spelling words and circle the vowels.
3. Write each of your spelling words and underline the consonants.
4. Play "Snowman": This is a nonviolent version of Hangman. On a separate sheet of paper, draw a snowman with a hat, three buttons, two eyes, a nose and a smile. Erase a part of the snowman for each guess. Try to guess the word before the snowman melts!
5. Riddle Me!: Write some riddles using your spelling words.
6. Connect the Dots!: Make a square of four rows of dots with four dots in each row. Before taking a turn, a player must spell a spelling word. If the word is spelled correctly, the player connects two dots. When a player forms a square, he/she can write their initials in the box. The player with the most boxes in the end wins.
7. Write each word in sentence that is at least 5 words long.
8. Write each word and its definition.
9. Make a word search and have a member of your family find the words.
10. Story Story!: Write a short story using all of your spelling words. Underline the words in your story.
11. Colorful Words: Use two different color pens to write your spelling words. Use one color to write the consonants and the other for the vowels.
12. Stair Steps: Write your words as if they were stairs, adding one letter each time.

Example: s

sp

spe

spel

spell

ext 8

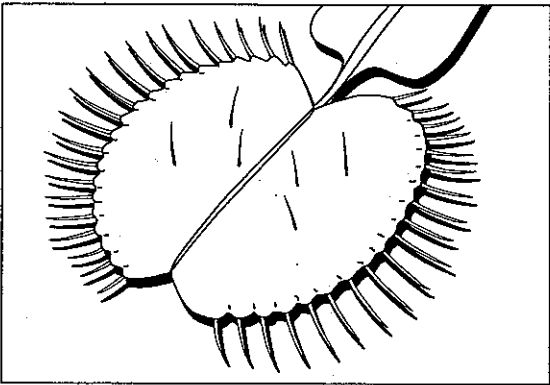
What is a Venus flytrap?

Bye-Bye, Fly

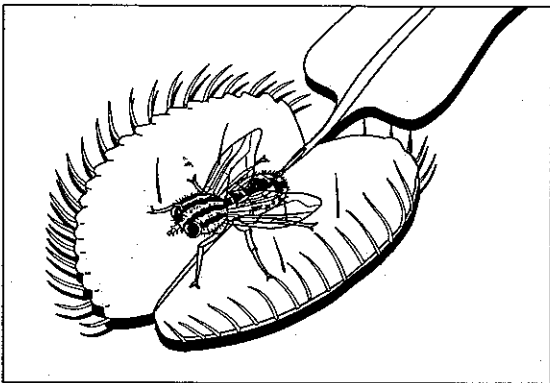
In a marsh somewhere in North Carolina, a hungry fly is looking for a meal. A plant called the Venus flytrap seems like a good bet. Its leaves, which grow in pairs like a clam's shell, shine with a sweet juice. So the fly lands on a leaf. Then it takes a few steps toward the juice.

Snap! The leaves close tight around the fly. It is trapped. Now, instead of enjoying the Venus flytrap's sweet juice, the fly will be eaten by the plant.

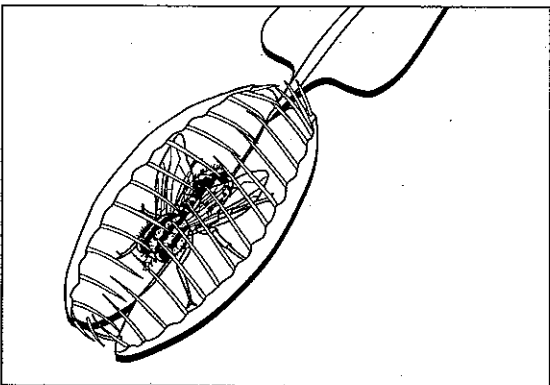
Of course, most plants don't eat insects. They can get all the nutrients they need from the soil. But North Carolina's marshes are missing some important nutrients. Few plants can grow there. The Venus flytrap can, though, because it gets the nutrients it needs from the insects it eats.



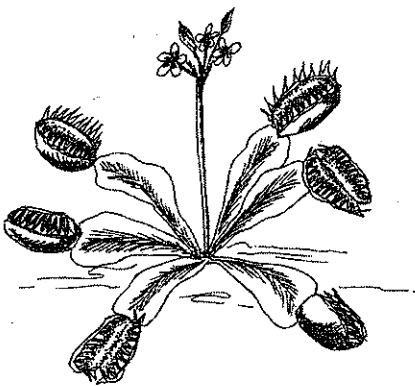
The leaves of the Venus flytrap are covered with small hairs.



The Venus flytrap senses the insect when it touches the hairs.



In less than a second, the leaves snap shut. The insect is trapped.



1. Where does the Venus flytrap grow?

2. The Venus flytrap attracts insects because it —

- Ⓐ has leaves that grow in pairs.
- Ⓑ smells like a clam.
- Ⓒ has sweet juice on its leaves.
- Ⓓ has nutrients that insects need.

3. What causes the Venus flytrap to close its leaves around an insect?

4. Look at the last picture and read the sentence that goes with it. What will happen next to the insect in this picture?

5. How is the Venus flytrap different from most plants?

- Ⓕ It needs nutrients.
- Ⓖ It has shiny leaves.
- Ⓗ It grows in soil.
- Ⓙ It eats insects.

6. What is an important idea in this passage?

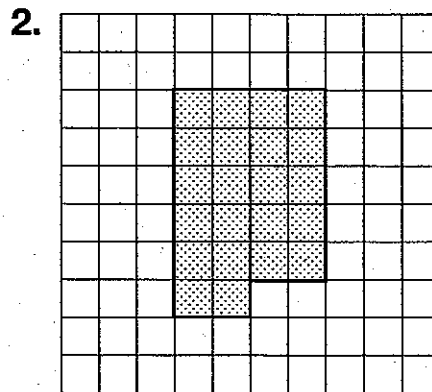
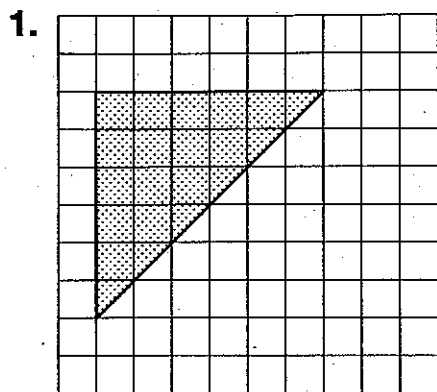


Name _____

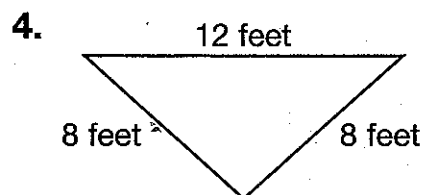
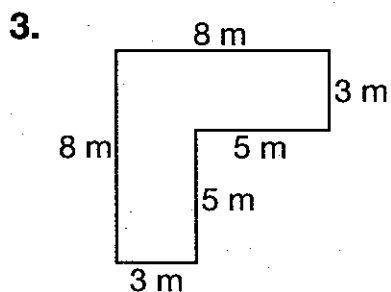
Daily Review
8-10

Daily Cumulative Review

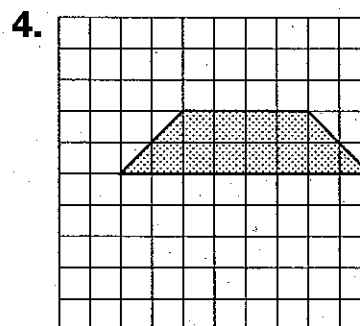
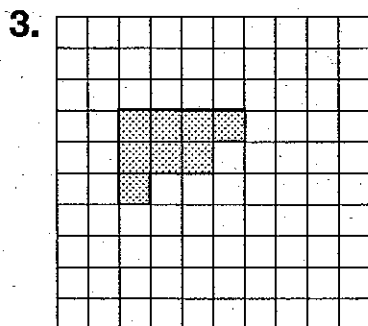
Find each area. Write your answer in square units. (Lesson 8-9)



Find the perimeter of each. (Lesson 8-8)

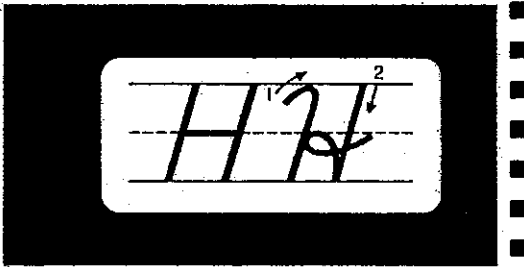


Find each area. Write your answer in square units. (Lesson 8-9)




Writing Cursive H and K

You can see manuscript H and K in cursive H and K.
Trace and write the letters.



H H H H H



K K K K

Trace and write the names of the cities and states.
Join K to the letter that follows it, but do not join H.

Hi Hat, Kentucky

Hi Hat, Kentucky

Kansas City, Kansas

Kansas City, Kansas

Name: _____

Directions: Fill in this planner page for a "How To..." paragraph. Use a topic of your choice (make it different from the topic you are writing about in class). If you have more than 3 steps, you may use the back of this page.

Topic: _____

TS (green): _____

Step 1 (yellow): _____

Details (red): _____

Step 2 (yellow): _____

Details (red): _____

Step 3 (yellow): _____

Details (red): _____

Conclusion (green): _____
