

Elliott's Events


Mrs. Elliott: 3B

January 27, 2012

julie.elliott@thompsonschoools.org

613-5749

www.3b2011.wikispaces.com



Dear Parents and Guardians,

I found a great math website if you are looking for extra practice pages for your child. The website is: www.eduplace.com

Once you get on the website follow these steps:

1. Click on the "Educators" tab, and then choose Colorado from the drop-down menu.
2. On the next page choose "Mathematics" as your subject (I haven't explored the other subject areas, but you might find it to be a good resource for the other subjects as well).
3. On the next page you are asked to choose a book. Click on the middle blue box labeled "Houghton Mifflin Math 2007"
4. Next you can choose a grade level. If your child is struggling in a particular area, you can choose a lower grade level to start out.
5. Once you choose a grade level you have several choices. "Leveled Practice" will take you to the practice pages, but you might find some of the other links helpful as well.

If you choose the "Students" or "Families" tabs on the main website you will find other useful information/activities as well.

Please feel free to contact me with any comments, questions or concerns you may have regarding your child at 613-5749 or julie.elliott@thompsonschoools.org

Sincerely, Julie Elliott

Julie Elliott

Spelling List

Sort 17

1. cutting
2. stopping
3. humming
4. begging
5. grinning
6. jogging
7. moving
8. living
9. coming
10. taking
11. having
12. smiling
13. adding
14. spelling
15. floating
16. chewing
17. talking
18. snowing
- 19.
- 20.

Learning Targets:

Math: Students will be able to understand multiplication as combining groups. They will also understand the relationship between skip counting, repeated addition, and multiplication.


Reading: Students will be able to use text coding symbols to track their thinking while reading.

Writing: Students will be able to plan a paragraph using a T-chart.

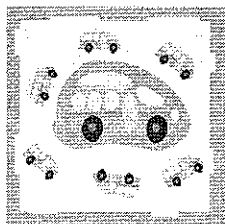
Science: Students will be able to determine how tension affects the rate of vibration, and therefore the pitch.

OUR WORD OF THE WEEK THIS WEEK IS: Service/Volunteerism

Specialist Schedule



- Monday:** Computer/P.E.
9:15 to 10:15
- Tuesday:** P.E.- 9:45 to 10:15
Art- 11:15 to 12:15
- Wednesday:** Library
9:45 to 10:15
- Thursday:** Computer/Music
9:15 to 10:15
- Friday:** Library/Music
9:15 to 10:15




School-Home Connection

PTO Meeting: 2/7 @ 7PM

School Book Fair: 2/13-2/16

Parent/Teacher Conferences: 2/15-2/16

No School: 2/17-2/20





Spelling Practice



Below is a list of ways to study your spelling words. Choose at least one activity from the list to practice your spelling words.

1. Write your words in alphabetical order.
2. Write each of your spelling words and circle the vowels.
3. Write each of your spelling words and underline the consonants.
4. Play "Snowman": This is a nonviolent version of Hangman. On a separate sheet of paper, draw a snowman with a hat, three buttons, two eyes, a nose and a smile. Erase a part of the snowman for each guess. Try to guess the word before the snowman melts!
5. Riddle Me!: Write some riddles using your spelling words.
6. Connect the Dots!: Make a square of four rows of dots with four dots in each row. Before taking a turn, a player must spell a spelling word. If the word is spelled correctly, the player connects two dots. When a player forms a square, he/she can write their initials in the box. The player with the most boxes in the end wins.
7. Write each word in sentence that is at least 5 words long.
8. Write each word and its definition.
9. Make a word search and have a member of your family find the words.
10. Story Story!: Write a short story using all of your spelling words. Underline the words in your story.
11. Colorful Words: Use two different color pens to write your spelling words. Use one color to write the consonants and the other for the vowels.
12. Stair Steps: Write your words as if they were stairs, adding one letter each time.

Example: s

sp

spe

spel

spell

Text 24 Why do turtles have shells?

* Take notes of your thinking in the margins to help you monitor your thinking.

The Lives of Turtles

There are about 250 kinds of turtles. Most turtles live near fresh water. They spend part of their time swimming in the water and part of it on land. Not all turtles live this way, though. Land turtles, also known as *tortoises*, do not swim at all. Sea turtles live nearly their whole lives in salt water.

Tortoises Tortoises are slow and steady. They have short, thick back legs. Their flat front legs are built like shovels and are very good for digging. Tortoises have high, rounded shells, too. Many tortoises can pull their heads, legs, and tails inside their shells. They quickly do so at any sign of danger. Their strong shells protect them from animals that might want to eat them.

Turtles have no teeth. Instead they have strong beaks that can cut food like a pair of scissors. Unlike most other turtles, tortoises eat only plants.


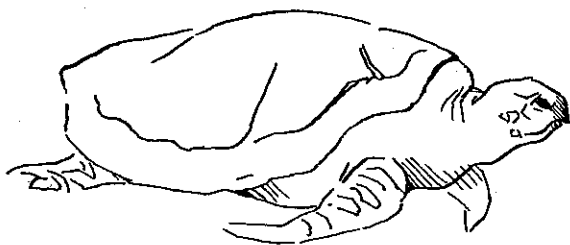
Tortoises hatch from eggs. The female tortoise digs a hole, lays some eggs, and covers them with dirt. When the baby tortoises hatch, they must dig their way out of the hole. They never know their mother. The largest tortoises can grow to four feet long. They may weigh up to 600 pounds.

Sea Turtles Like tortoises, sea turtles lay their eggs on land. The female turtle comes out of the ocean onto the beach. She digs a hole, lays her eggs, and returns to the sea. When the baby turtles hatch, they head straight for the water. The trip across the beach can be dangerous! Many animals come to the beach to eat the little turtles as they crawl toward the water. After they reach the water, male sea turtles never return to land. Females return only to lay their eggs.


Sea turtles can swim very fast. Their front legs are built like paddles. They use them like wings to “fly” through the water. Although most turtles can pull their heads and legs inside their shells, sea turtles cannot.

The green sea turtle eats only plants. Other sea turtles eat both plants and animals. The largest of all sea turtles is the leatherback. It can weigh over 1,000 pounds. Its favorite food is jellyfish.

1. Use what you learned in the article to label each picture. Which is the tortoise and which is the sea turtle?



2. How are tortoises and sea turtles alike?
- (A) Both eat animals.
 - (B) Both dig holes for their eggs.
 - (C) Both move slowly.
 - (D) Both have front legs that are good for digging.
3. How is the tortoise different from the sea turtle?
- (F) The tortoise has a shell.
 - (G) It has no teeth.
 - (H) The tortoise hatches from an egg.
 - (J) It does not swim.
4. What is the largest kind of turtle, and how much does it weigh?
- _____
5. Which statement is true?
- (A) Most turtles live near fresh water.
 - (B) Tortoises are the largest turtles.
 - (C) Most turtles live in the ocean.
 - (D) All turtles can pull their heads inside their shells.



How Much Taller? How Much Longer?

NOTE Students compare heights and lengths in centimeters.

SMH 28, 32–35

For each problem, write an equation, solve the problem, and show your solution. You may use number lines or drawings to help you explain your thinking.

1. Mr. Vega is 185 centimeters tall. Oscar is 129 centimeters tall. How much taller is Mr. Vega than Oscar?
2. An NBA basketball player is 216 centimeters tall. How much taller is the basketball player than Mr. Vega?
3. The Burmese python at the Midtown Zoo is 330 centimeters long. The boa constrictor is 217 centimeters long. How much longer is the Burmese python?

Directions: Revise the following paragraph to make it sound better. Remember to think about the following ideas when you are revising:

- Topic sentence: Is it interesting? Does it grab the readers' attention?
- Details: Are there enough details? Can your reader imagine what it feels like, sounds like, tastes like, looks like, and smells like?
- Word choice: Are there boring words that could be replaced?
- Conclusion sentence: Is there a conclusion sentence to wrap up the paragraph?

I like to play at the park. My favorite thing to do is to slide on the slide. It feels nice. I also like to spin on the tornado. I like to bring my dog with me sometimes so we can run in the grass together. She likes to roll around. Finally, I also like to swing. Those are the things I like to do at the park.

Practice

Write the letters.

H
K
N
M
U
V
W
Y

H
K
N
M
U
V
W
Y



Circle your best letter in each line.

Write the sentence.

Walter Young visited Uncle Ken in Montpelier, Vermont.