


Elliott's Events



Mrs. Elliott: 3B

September 6, 2010

elliottj@thompson.k12.co.us 613-5749 www.3b2011.wikispaces.com

Dear Parents and Guardians,

Our Homework Club will be starting on Tuesday, September 15. If you are interested in having your child attend, please let me know. I can send information home with your child, or you can check out our wikispace —there is information on the Newsletter/Homework page.

I am also excited to let you know that I will be putting our newsletter/homework packet pages on our wikispace each week also. If you ever find yourself needing another copy, it will be there for you.

We had a class meeting last week to discuss a problem we're having in class with talking. We talked about why it is a problem for students to be talking to each other during instruction and work times, and we brainstormed possible solutions. We moved desks around and assigned spots on the floor so hopefully that will help.

This week the students will be looking at addition combinations. They will find out which basic addition facts they know well, and which facts they still need to practice. If you do not have flashcards at home, or if you would like an alternative way for your child to practice math facts, you can use the links on the math page of our wikispace for websites to practice math facts.

Please feel free to contact me with any comments, questions or concerns you may have regarding your child at 613-5749 or elliottj@thompson.k12.co.us.

Sincerely,
Julie Elliott

This Week in 3rd Grade:

Math: We will work on addition combinations. Students will be finding out which combinations they still need to work on.

Reading: After a short mini lesson each day, the students will spend some time working on the lesson focus, and then they will have Daily 5 Choices while I conference individually.

Writing: We will start a unit on Personal Narratives. We will discuss the structure of that genre.

Word of the Week: Respect

Specialist Schedule



Monday: Music/P.E.

2:45 to 3:45

Tuesday: Music /P.E.

2:45 to 3:45

Wednesday: Computers/Library

8:50 to 9:50


Thursday: Art 2:45 to 3:45

Friday: Counselor/Lib. or Comp.

2:45 to 3:45

Spelling List

1. suit
2. sleep
3. spoon
4. peach
5. week
6. broom
7. heat
8. juice
9. teeth
10. chain
11. train
12. coat
13. team
14. toast
15. cruise
16. tail
17. mood
18. float
- 19.
- 20.




School-Home Connection

PTO Meeting: 9/7 at 7:00

School Pictures: 9/16

Donuts for Dads: 9/17





Spelling Practice



Below is a list of ways to study your spelling words. Choose at least one activity from the list to practice your spelling words.

1. Write your words in alphabetical order.
2. Write each of your spelling words and circle the vowels.
3. Write each of your spelling words and underline the consonants.
4. Play "Snowman": This is a nonviolent version of Hangman. On a separate sheet of paper, draw a snowman with a hat, three buttons, two eyes, a nose and a smile. Erase a part of the snowman for each guess. Try to guess the word before the snowman melts!
5. Riddle Me!: Write some riddles using your spelling words.
6. Connect the Dots!: Make a square of four rows of dots with four dots in each row. Before taking a turn, a player must spell a spelling word. If the word is spelled correctly, the player connects two dots. When a player forms a square, he/she can write their initials in the box. The player with the most boxes in the end wins.
7. Write each word in sentence that is at least 5 words long.
8. Write each word and its definition.
9. Make a word search and have a member of your family find the words.
10. Story Story!: Write a short story using all of your spelling words. Underline the words in your story.
11. Colorful Words: Use two different color pens to write your spelling words. Use one color to write the consonants and the other for the vowels.
12. Stair Steps: Write your words as if they were stairs, adding one letter each time.

Example: s

sp

spe

spel

spell

Name _____

Date _____

Exclamations and Commands

An exclamation is a sentence that shows strong feeling. It begins with a capital letter and ends with an exclamation point.

A command is a sentence that tells someone to do something. The subject in a command is usually left out. A command begins with a capital letter and ends with a period or an exclamation point.

Is each sentence an exclamation or a command? Rewrite each sentence using correct capitalization and the punctuation you think is best.

1. there's an elephant in our yard

2. you're kidding

3. call the fire department

4. get my camera


5. keep the dog inside

6. hand me those binoculars

7. that's quite a surprise

8. he's sitting on my flowers

Read aloud your sentences to a partner. Can she or he tell by your voice whether or not the sentence ends with an exclamation point?



Addition Problems

Solve these problems, and show your work.

NOTE Students solve addition problems in which the sum of the ones digits is greater than 10.

1. Kayla bought 25 animal stickers and 27 star stickers. How many stickers did she buy?
2. Cesar has 19 guppies. His friend Sara moved away and gave him her 26 guppies. How many guppies does he have now?

3. $33 + 27 =$ _____

4. $33 + 28 =$ _____

Ongoing Review

5. $27 + 27 =$ _____

A. 54

B. 56

C. 44

D. 414