


Elliott's Events

Mrs. Elliott: 3B

September 9, 2011



elliottj@thompson.k12.co.us 613-5749 www.3b2011.wikispaces.com

Dear Parents and Guardians,

There is a program called "Battle of the Books" that our students can have the opportunity to participate in if we can find a parent/parents to volunteer to organize it. It is a Family Feud style competition where students compete against other teams based on a selection of books they have read. There is an information meeting to review "Battle of the Books" on Thursday, September 15 at the Loveland Public Library. If anyone thinks they might be interested in coaching a team for our school, please let me know so I can give you more information.

Homework club will start on Tuesday, September 13. I have already sent a form home to those of you who have expressed an interest. If you did not receive a form and would like one, please let me know. Forms must be filled out before students can attend Homework Club.

Reminders:

1. The students are responsible for reading for 20 minutes and completing a reading log each night, Monday through Thursday night. Reading logs will count towards the students' reading grades. Parents should sign their child's planner each night confirming that the 20 minutes of reading was completed.
2. Homework packets will be handed out on Fridays, and are due the following Friday.
3. Each Friday the students bring home a purple Friday Folder with completed work from the week. I may or may not have comments written as well. Parents should sign the folder confirming that you saw your child's completed work, and students return the signed folders on Monday mornings.

Please feel free to contact me with any comments, questions or concerns you may have regarding your child at 613-5749 or elliottj@thompson.k12.co.us.

Sincerely,
Julie Elliott

Spelling List

Sort 2

1. suit
2. sleep
3. spoon
4. peach
5. week
6. broom
7. heat
8. juice
9. teeth
10. chain
11. train
12. coat
13. team
14. toast
15. cruise
16. tail
17. mood
18. float
19. soap
20. smooth

This Week in 3rd Grade:

Math: We will work on addition facts; finding pairs of numbers that equal 100, and reviewing coin equivalencies.

Reading: We will begin our Reading Workshop. Students will practice responding to literature in their Reading/Writing Logs.

Science: We will continue our unit about food chains and webs. We will continue with our seed experiment, and we will conduct a new experiment to determine what plants need to live.

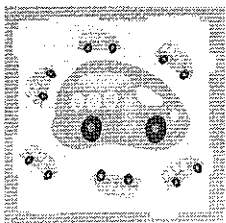
OUR WORD OF THE WEEK

THIS WEEK IS: Responsibility

Specialist Schedule



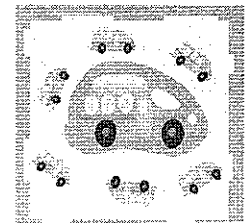
- Monday:** Computer/P.E.
9:15 to 10:15
- Tuesday:** P.E.- 9:45 to 10:15
Art- 11:15 to 12:15
- Wednesday:** Library
9:45 to 10:15
- Thursday:** Computer/Music
9:15 to 10:15
- Friday:** Library/Music
9:15 to 10:15



School-Home Connection

School Pictures: 9/15

Donuts for Dads: 9/16 @ 8am





Spelling Practice



Below is a list of ways to study your spelling words. Choose at least one activity from the list to practice your spelling words.

1. Write your words in alphabetical order.
2. Write each of your spelling words and circle the vowels.
3. Write each of your spelling words and underline the consonants.
4. Play "Snowman": This is a nonviolent version of Hangman. On a separate sheet of paper, draw a snowman with a hat, three buttons, two eyes, a nose and a smile. Erase a part of the snowman for each guess. Try to guess the word before the snowman melts!
5. Riddle Me!: Write some riddles using your spelling words.
6. Connect the Dots!: Make a square of four rows of dots with four dots in each row. Before taking a turn, a player must spell a spelling word. If the word is spelled correctly, the player connects two dots. When a player forms a square, he/she can write their initials in the box. The player with the most boxes in the end wins.
7. Write each word in sentence that is at least 5 words long.
8. Write each word and its definition.
9. Make a word search and have a member of your family find the words.
10. Story Story!: Write a short story using all of your spelling words. Underline the words in your story.
11. Colorful Words: Use two different color pens to write your spelling words. Use one color to write the consonants and the other for the vowels.
12. Stair Steps: Write your words as if they were stairs, adding one letter each time.

Example: s

sp

spe

spel

spell

Name _____


Nouns

Write each word from the word list on a blank in the correct category.

WORD LIST:

baby	barn	ring	girl	Florida	Island
baker	beach	computer	dentist	museum	tree
church	frog	children	doll	teacher	school
hospital	store	camera	zoo	doctor	bike
farmer	bug	mother	pumpkin	newspaper	king

Person



Place



Thing



How Many More?

How Much More? (page 3 of 3)


5. Sue and Alondra are planning a children's art show. They want to have 100 pieces of art in the show. So far, children have given them 68 pieces of art. How many more do they need to have 100 pieces for their art show?
6. a. Luis has collected 88 basketball stickers. Tomorrow he plans to buy 30 more. How many basketball stickers will he have then?
- b. How many more would Luis need to have 200 basketball stickers?

Name: _____

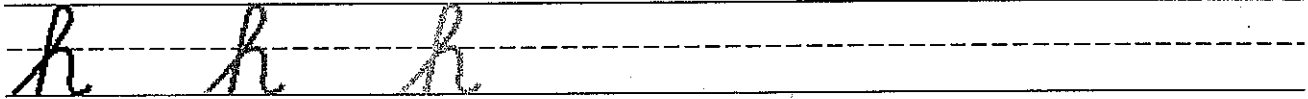
Loopy Letters: e l h k b f j

Note: Loopy letters are based on the pattern used to form the letter e.


Trace the steps to making the Loopy letter h on the following line.




Trace the Loopy letter h's. Finish the line with Loopy letter h's.



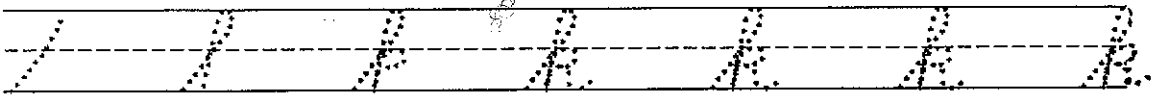
Trace the steps to making the Loopy letter l on the following line.




Trace the Loopy letter l's. Finish the line with Loopy letter l's.




Trace the steps to making the Loopy letter k on the following line.



Trace the Loopy letter k's. Finish the line with Loopy letter k's.



Trace the steps to making the Climb 'n' Slide letter t on the following line.
Notice that steps 1 and 2 are the same as they were for the letter i.



Trace the Climb 'n' Slide letter t's. Finish the line with Climb 'n' Slide letter t's.

