


Elliott's Events



Mrs. Elliott: 3B

January 31, 2011

julie.elliott@thompsonschoools.org

613-5749

www.3b2011.wikispaces.com

Dear Parents and Guardians,

Here are a few important items this week:

1. This week the Schools on the Move Challenge begins. If you plan on participating please keep your calendar in a safe place (you can have your child keep it in his/her home folder if you'd like). This year the challenge runs for 2 months. Students are encouraged to get 60 minutes of physical activity a day. School recess and PE time cannot be included; however, we will do fitness breaks each day in class that can be counted. My goal is to do several short breaks that will total 15 minutes/day.
2. Conferences will be held on February 16-17. If you need a specific day or time please let me know as soon as possible. I will do my best to accommodate your requests.
3. This week we are beginning our cursive instruction. I will introduce a few letters with similar strokes on Mondays. The students will have opportunities to practice in class, and I will send a practice page home in the homework packet as well. Please support your child with his/her cursive practice and check to see if he/she is forming the letters correctly when completing the homework page.

Please feel free to contact me with any comments, questions or concerns you may have regarding your child at 613-5749 or julie.elliott@thompsonschoools.org

Sincerely,

Julie Elliott

Spelling List:

Sort 19

1. draw
2. drew
3. keep
4. kept
5. shine
6. shone
7. sweep
8. swept
9. throw
10. threw
11. know
12. knew
13. freeze
14. froze
15. drive
16. drove
17. slide
18. slid
- 19.
- 20.

This Week in 3rd Grade:

Math: We will finish our unit on Perimeter, Angles and Area. We will begin a new unit called Equal Shares with an introduction to multiplication.

Reading: We will continue our unit on expository text. We will practice using the different expository text features and share our thinking.

Writing: We are still working on finishing up our "How to..." paragraphs.

Science: We will experiment with sound traveling through different mediums.

Word of the Week: Integrity

Specialist Schedule




Monday: Music/P.E.
2:45 to 3:45

Tuesday: Music /P.E.
2:45 to 3:45

Wednesday: Computers/Library
8:50 to 9:50

Thursday: Art 2:45 to 3:45

Friday: Counselor/Lib. or Comp.
2:45 to 3:45

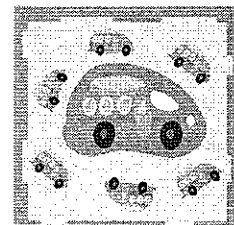


School-Home Connection

PTO Meeting: 2/1 @ 7PM

Parent/Teacher Conferences: 2/16-2/17

No School For Students: 2/17-2/21





Spelling Practice



Below is a list of ways to study your spelling words. Choose at least one activity from the list to practice your spelling words.

1. Write your words in alphabetical order.
2. Write each of your spelling words and circle the vowels.
3. Write each of your spelling words and underline the consonants.
4. Play "Snowman": This is a nonviolent version of Hangman. On a separate sheet of paper, draw a snowman with a hat, three buttons, two eyes, a nose and a smile. Erase a part of the snowman for each guess. Try to guess the word before the snowman melts!
5. Riddle Me!: Write some riddles using your spelling words.
6. Connect the Dots!: Make a square of four rows of dots with four dots in each row. Before taking a turn, a player must spell a spelling word. If the word is spelled correctly, the player connects two dots. When a player forms a square, he/she can write their initials in the box. The player with the most boxes in the end wins.
7. Write each word in sentence that is at least 5 words long.
8. Write each word and its definition.
9. Make a word search and have a member of your family find the words.
10. Story Story!: Write a short story using all of your spelling words. Underline the words in your story.
11. Colorful Words: Use two different color pens to write your spelling words. Use one color to write the consonants and the other for the vowels.
12. Stair Steps: Write your words as if they were stairs, adding one letter each time.

Example: s

sp

spe

spel

spell

When you write in cursive, you join the letters. Most letters join at the bottom line. Trace and write the joined letters.

<i>ll ll</i>	<i>ll</i>
<i>lh lh</i>	<i>lh</i>
<i>lk lk</i>	<i>lk</i>
<i>lt lt</i>	<i>lt</i>
<i>hh hh</i>	<i>hh</i>
<i>hl hl</i>	<i>hl</i>
<i>ht ht</i>	<i>ht</i>
<i>kl kl</i>	<i>kl</i>
<i>tl tl</i>	<i>tl</i>
<i>th th</i>	<i>th</i>



Week 17: Student Review Activity - to follow Week 17

Name _____

Date _____

Part 4- Independent Practice

Now, you write some!

Use the following pairs of words correctly in a sentence:

*** draw an arrow from the possessive noun to the thing that is owned**

***draw a circle around the clues that show that it is a plural.**

(cowboy's cowboys)

1. _____

2. _____

(aunts aunt's)

3. _____

4. _____

Hint: when writing a possessive sentence for the word boy's, ask yourself:

"What could a boy OWN?" Let's suppose the boy owns a scooter. The build your sentence, and use the word "scooter" right after the word boy's in your sentence.

Ex: The boy's scooter was bright red.



How Many Are Left?

For each problem, write an equation, solve the problem, and show your solution.

NOTE Students practice solving 2- and 3-digit subtraction problems. Ask your child to explain how he or she solves each problem.

SMH 32–35

1. Keith had 300 animal stickers. He gave 28 tiger stickers to the science teacher. How many stickers did Keith have left?

2. Jane had 250 mouse stickers. Her cat scratched up 62 stickers. How many stickers did Jane have left?

3. Ms. Donaldson had 280 teddy bears in her collection. She sold 146 of them to the Children's Museum. How many are left?

4. Ms. Patel had 134 mystery books in her collection. She sold 65 of them to another collector. How many are left?