

# Elliott's Events

Mrs. Elliott: 3B

February 10, 2012



[julie.elliott@thompsonschoools.org](mailto:julie.elliott@thompsonschoools.org) 613-5749 [www.3b2011.wikispaces.com](http://www.3b2011.wikispaces.com)

Dear Parents and Guardians,

This is a tricky month as far as scheduling goes. Because of Valentine's Day, conferences, Presidents' Day and TCAP testing, we will be out of our normal routine for the rest of February. Here is some important information to note:

1. Valentine's Day: We will do some Valentine's Day activities at the end of the day on Tuesday, February 14. We will be keeping the snacks for the students healthy this time around to help promote our "Schools on the Move" challenge. The students may pass out Valentine cards at this time if they would like to.
2. Since next week is only a three day school week for the students, and the following week is a four day school week, this homework packet will be due on Friday, February 24.
3. The spelling test for Sort 19 (the words on this packet) will be on Friday, February 24.
4. Carrie Martin will be having a Family Night on Thursday, February 23. I will send more information about this night home with your child soon.
5. 3rd grade reading TCAP testing will be on February 29 and March 1. Please avoid scheduling appointments for your child on these days if at all possible. I will send more information about TCAP testing and helpful tips in the next newsletter.

Please feel free to contact me with any comments, questions or concerns you may have regarding your child at 613-5749 or [julie.elliott@thompsonschoools.org](mailto:julie.elliott@thompsonschoools.org)  
Sincerely, Julie Elliott

## Spelling List

Sort 19

1. draw
2. drew
3. keep
4. kept
5. shine
6. shone
7. sweep
8. swept
9. throw
10. threw
11. know
12. knew
13. freeze
14. froze
15. drive
16. drove
17. slide
18. slid
- 19.
- 20.

## Learning Targets:

**Math:** Students will be able to use arrays to help them solve multiplication equations.

**Reading:** Students will be able to refer back to passages they have read in order to accurately answer questions about the passage.

**Writing:** Students will be able to revise and edit a paragraph.

**Science:** Students will be able to determine if sound can travel through solids.

OUR WORD OF THE WEEK THIS WEEK IS: Courage

## Specialist Schedule



**Monday:** Computer/P.E.  
9:15 to 10:15

**Tuesday:** P.E.- 9:45 to 10:15  
Art- 11:15 to 12:15

**Wednesday:** Library  
9:45 to 10:15

**Thursday:** Computer/Music  
9:15 to 10:15

**Friday:** Library/Music  
9:15 to 10:15



## School-Home Connection

School Book Fair: 2/13-2/16

Parent/Teacher Conferences: 2/15-2/16

No School: 2/17-2/20

CMES Family Night: 2/23





## Spelling Practice



Below is a list of ways to study your spelling words. Choose at least one activity from the list to practice your spelling words.

1. Write your words in alphabetical order.
2. Write each of your spelling words and circle the vowels.
3. Write each of your spelling words and underline the consonants.
4. Play "Snowman": This is a nonviolent version of Hangman. On a separate sheet of paper, draw a snowman with a hat, three buttons, two eyes, a nose and a smile. Erase a part of the snowman for each guess. Try to guess the word before the snowman melts!
5. Riddle Me!: Write some riddles using your spelling words.
6. Connect the Dots!: Make a square of four rows of dots with four dots in each row. Before taking a turn, a player must spell a spelling word. If the word is spelled correctly, the player connects two dots. When a player forms a square, he/she can write their initials in the box. The player with the most boxes in the end wins.
7. Write each word in sentence that is at least 5 words long.
8. Write each word and its definition.
9. Make a word search and have a member of your family find the words.
10. Story Story!: Write a short story using all of your spelling words. Underline the words in your story.
11. Colorful Words: Use two different color pens to write your spelling words. Use one color to write the consonants and the other for the vowels.
12. Stair Steps: Write your words as if they were stairs, adding one letter each time.


Example: s

sp

spe

spel

spell




# Saving Nickels

Solve these problems and show your solutions.

**NOTE** Students practice multiplying by 5s. All four problems are related to one another, and students may use the answer to one problem to help them find the answer to another.

**SMH** 40–41, 43

1. Adam decided to save a nickel every day. How much money did Adam have after 2 days?
  
  
  
  
  
  
  
  
  
  
2. How much money did Adam have after 5 days?
  
  
  
  
  
  
  
  
  
  
3. How much money did he have after 10 days?
  
  
  
  
  
  
  
  
  
  
4. How much money did he have after 20 days?



# More Related Problems

Solve these problems and show your solutions.

**NOTE** Students use what they know to solve multiplication problems. For example, the answer to the first problem may help them solve the second problem.

**SMH** 40–41, 44

1.  $3 \times 7 =$  \_\_\_\_\_

2.  $6 \times 7 =$  \_\_\_\_\_

3.  $3 \times 5 =$  \_\_\_\_\_

4.  $6 \times 5 =$  \_\_\_\_\_


5.  $4 \times 6 =$  \_\_\_\_\_

6.  $9 \times 6 =$  \_\_\_\_\_

Date: \_\_\_\_\_

**\*Directions:** Everyone knows that you get to make a wish for your birthday. If you could make one birthday wish that would come true what would it be? Why would you wish this wish? Use the space below to plan your paragraph, then write your paragraph on the lines.

[illegible]



## Directions:

Read the story.

Then answer numbers 1 to 6.

*based on the story...*

## Billy's Bicycle

*by Marion Holland*


*illustrated by Jan Palmer*

Billy wanted a new bike. All the kids his age had shiny big bikes. But his mother said that there was nothing wrong with his old bike. So Billy hid his little green bike in the garage and walked everywhere instead.

One day, Billy was playing at little Ricky's house when a big box came in the mail. It was a gift to Ricky from his grandfather. Inside the box was the most beautiful bike Billy had ever seen. It was a large bike painted bright red with a real siren instead of a bell.

Billy said he would teach little Ricky how to ride it. But the bike was way too big for Ricky and he kept falling off. Ricky didn't want to ride his big new bike anymore.

Then Billy had an idea. He ran to his garage and got his little green bike. "Why don't we trade bikes until you are big enough for your shiny new red bike?" Little Ricky jumped up and down. He had a big smile on his face.



**1.** What is this story mostly about?

- ☐ playing
- ☐ trading bikes
- ☐ old broken-down bikes
- ☐ grandfathers

**2.** How does the story describe little Ricky's bike?

- ☐ old, little and green
- ☐ big, green and shiny
- ☐ big and red with a bell
- ☐ big, shiny and red

**3.** What is Billy's problem in this story?

---

---

---

Now explain how Billy solved his problem.

---

---

---



4. In this story, what does the word gift mean?

- ☐ give
- ☐ present
- ☐ great
- ☐ too big

5. What does little Ricky probably think of Billy's idea?

- ☐ Ricky thinks it is a great idea.
- ☐ Ricky thinks his mom will get mad and say no.
- ☐ Ricky is worried because he thinks he will fall off Billy's bike.
- ☐ Ricky thinks it is a bad idea.

6. Below are three events that take place in the story. Number these events from 1 to 3 in the order in which they happened in the story.


☐ Billy tries to teach Ricky how to ride his new bike.

☐ Little Ricky jumps up and down.

☐ Billy hides his old bike.

# Practice

Write the letters.



Circle your best letter in each line.

Write the names of the cities and states.

Paint Rock, Texas

Boca Raton, Florida

Franklin, Tennessee

Berwick, Pennsylvania