


# Elliott's Events

Mrs. Elliott: 3B

March 7, 2011



[julie.elliott@thompsonschoools.org](mailto:julie.elliott@thompsonschoools.org)

613-5749

[www.3b2011.wikispaces.com](http://www.3b2011.wikispaces.com)

Dear Parents and Guardians,

Just a reminder, our final CSAP testing days are March 16th, 17th, 21st and 23rd. If possible, please try to not schedule appointments for your children on these days. Since we will be testing next week, the students will not have a homework packet or spelling list.

I've been noticing a lack of effort with many of the students' reading logs lately. The students and I reviewed the reading log expectations last week. We discussed that reading logs should be completed at home, they should be written neatly, and the students should include correct capitalization and punctuation. Students who do not meet the expectations will complete their reading logs during a recess time. Many students are also forgetting to pack up their Home-work Journal/Reading Log at the end of the school day. While I have accepted reading log entries written on separate pieces of paper, it is happening way too often lately. Students who do not have their entries written in their Reading Logs will not receive credit for the weekly school drawing.

Please feel free to contact me with any comments, questions or concerns you may have regarding your child at 613-5749 or

[julie.elliott@thompsonschoools.org](mailto:julie.elliott@thompsonschoools.org)

Sincerely,

Julie Elliott

## Spelling List:

Sort 22

1. fifty
2. ready
3. angry
4. every
5. body
6. plenty
7. empty
8. money
9. honey
10. jockey
11. chimney
12. hockey
13. cookie
14. goalie
15. pinkie
16. rely
17. try
18. sky
- 19.
- 20.

## This Week in 3rd Grade:

Math: We will continue to practice multiplication, and we will begin to discuss division as the splitting of a quantity into equal groups.

Reading: We will use nonfiction and fiction texts to work on determining important ideas.

Writing: We will continue to work through the writing process with our research assignments.

Social Studies: We are taking an imaginary trip on a wagon train from PA to CO.

**Word of the Week:** Courage

## Specialist Schedule




**Monday:** Music/P.E.  
2:45 to 3:45

**Tuesday:** Music /P.E.  
2:45 to 3:45

**Wednesday:** Computers/Library  
8:50 to 9:50

**Thursday:** Art 2:45 to 3:45

**Friday:** Counselor/Lib. or Comp.  
2:45 to 3:45




## School-Home Connection

End of 3rd Quarter: 3/11

3rd Grade Writing CSAP: 3/16 & 3/17

Spring Fling Carnival: 3/18

3rd Grade Math CSAP: 3/21 & 3/23





# Spelling Practice



Below is a list of ways to study your spelling words. Choose at least one activity from the list to practice your spelling words.

1. Write your words in alphabetical order.
2. Write each of your spelling words and circle the vowels.
3. Write each of your spelling words and underline the consonants.
4. Play "Snowman": This is a nonviolent version of Hangman. On a separate sheet of paper, draw a snowman with a hat, three buttons, two eyes, a nose and a smile. Erase a part of the snowman for each guess. Try to guess the word before the snowman melts!
5. Riddle Me!: Write some riddles using your spelling words.
6. Connect the Dots!: Make a square of four rows of dots with four dots in each row. Before taking a turn, a player must spell a spelling word. If the word is spelled correctly, the player connects two dots. When a player forms a square, he/she can write their initials in the box. The player with the most boxes in the end wins.
7. Write each word in sentence that is at least 5 words long.
8. Write each word and its definition.
9. Make a word search and have a member of your family find the words.
10. Story Story!: Write a short story using all of your spelling words. Underline the words in your story.
11. Colorful Words: Use two different color pens to write your spelling words. Use one color to write the consonants and the other for the vowels.
12. Stair Steps: Write your words as if they were stairs, adding one letter each time.

Example: s

sp

spe


spel


spell

Date: \_\_\_\_\_

**\*Directions:** Write a paragraph about bugs, those nasty yet fascinating little creatures that everyone is always swatting away at. You're not going to be describing a bug, but rather answering this question: If you could do away with any bug on this planet **which one** would it be? **Why?** Use the space below to plan your paragraph, then write your paragraph on the lines.

[illegible]





Trace and write the phrases.

lettuce and pickle

lettuce and pickle

mixed the chicken

mixed the chicken

the next picnic

the next picnic

elm and maple

elm and maple



# More Related Problems

Solve these problems and show your solutions.

1.  $3 \times 7 =$  \_\_\_\_\_

2.  $6 \times 7 =$  \_\_\_\_\_

3.  $3 \times 5 =$  \_\_\_\_\_

4.  $6 \times 5 =$  \_\_\_\_\_

5.  $4 \times 6 =$  \_\_\_\_\_

6.  $9 \times 6 =$  \_\_\_\_\_

**NOTE** Students use what they know to solve multiplication problems. For example, the answer to the first problem may help them solve the second problem.

**SMH** 40–41, 44