


# Elliott's Events



Mrs. Elliott: 3B

March 23, 2012

[julie.elliott@thompsonschoools.org](mailto:julie.elliott@thompsonschoools.org)

613-5749

[www.3b2011.wikispaces.com](http://www.3b2011.wikispaces.com)

Dear Parents and Guardians,

Information has been sent home about our Carrie Martin Music Program on Friday, March 30. Our program will take place at Thompson Valley High School. Students should arrive at the high school between 6:30 and 6:45. If your child will not be able to perform on that night, please let our music teacher (Marcy Cochran) or me know as soon as possible. It should be a great show!

We have started using the Xtra math website in class to practice our math facts. Each student will have the opportunity to complete a session every day in class. We will no longer do our daily "Mad Minute" timed tests. The practice the students will get on Xtra math is more beneficial to them. Although we are doing this in class, the students will still benefit from completing a session at home each day as well. The repetition on this website helps the students to master each fact, and ensures they will not forget it once it is mastered.

Please feel free to contact me with any comments, questions or concerns you may have regarding your child at 613-5749 or [julie.elliott@thompsonschoools.org](mailto:julie.elliott@thompsonschoools.org)

Sincerely,  
Julie Elliott

## Learning Targets:

**Math:** Students will be able to describe and extend a number sequence with a constant increment.

**Reading:** Students will be able to describe in writing what they visualized and identify the words and their schema that helped them visualize.

**Writing:** Students will be able to gather and organize information from multiple sources.

**Social Studies:** Students will be able to review information they learned about the pioneers.

OUR WORD OF THE WEEK THIS  
WEEK IS: Honesty

## Specialist Schedule



**Monday:** Computer/P.E.  
9:15 to 10:15

**Tuesday:** P.E.- 9:45 to 10:15  
Art- 11:15 to 12:15

**Wednesday:** Library  
9:45 to 10:15


**Thursday:** Computer/Music  
9:15 to 10:15

**Friday:** Library/Music  
9:15 to 10:15

## Spelling List

### Sort 21

1. leaf
2. leaves
3. loaf
4. loaves
5. life
6. lives
7. wolf
8. wolves
9. knife
10. knives
11. woman
12. women
13. mouse
14. mice
15. tooth
16. teeth
17. goose
18. geese
- 19.
- 20.




## School-Home Connection

Spring Fling Carnival: 3/23

Report Cards: 3/26

CMES Music Program: 3/30 @ 6:30 @ TVHS

Spring Break (no School): 4/2-4/6





# Spelling Practice



Below is a list of ways to study your spelling words. Choose at least one activity from the list to practice your spelling words.

1. Write your words in alphabetical order.
2. Write each of your spelling words and circle the vowels.
3. Write each of your spelling words and underline the consonants.
4. Play "Snowman": This is a nonviolent version of Hangman. On a separate sheet of paper, draw a snowman with a hat, three buttons, two eyes, a nose and a smile. Erase a part of the snowman for each guess. Try to guess the word before the snowman melts!
5. Riddle Me!: Write some riddles using your spelling words.
6. Connect the Dots!: Make a square of four rows of dots with four dots in each row. Before taking a turn, a player must spell a spelling word. If the word is spelled correctly, the player connects two dots. When a player forms a square, he/she can write their initials in the box. The player with the most boxes in the end wins.
7. Write each word in sentence that is at least 5 words long.
8. Write each word and its definition.
9. Make a word search and have a member of your family find the words.
10. Story Story!: Write a short story using all of your spelling words. Underline the words in your story.
11. Colorful Words: Use two different color pens to write your spelling words. Use one color to write the consonants and the other for the vowels.
12. Stair Steps: Write your words as if they were stairs, adding one letter each time.

Example: s

sp

spe

spel

spell

Name \_\_\_\_\_

Write your spelling words in cursive.

1.

10.

2.

11.

3.

12.

4.

13.

5.

14.

6.

15.

7.

16.

8.

17.

9.

18.

# GOLDEN RULE

To show that someone is speaking, always surround the speaker's words—called *dialogue*—with *quotation marks* ( " " ). Quotation marks go outside any punctuation marks, such as commas or periods, that are part of the dialogue.

## No Secrets

Read the selection below and add the missing quotation marks where they are needed. You'll need to add 24 quotation marks.

"Okay, we're all here," said Amanda.

"Now what are we supposed to talk about?"

She looked around the clubhouse.

Mariel just shook her head.

Peter rubbed his chin.

Come on, said Mariel. Somebody must have an idea.

I used up all my ideas yesterday, said Scott.

On what? asked Mariel.

Scott looked embarrassed. I don't remember, but they're gone now. That's for sure.


Peter smiled. I know why this is so hard, he said. It's because this is a secret meeting.

So? said Mariel.

Well, Peter went on, whatever happens at a secret meeting is a secret, so that's why we don't know.

Mariel rolled her eyes. But we're the ones having the meeting! If we don't know the reason, who will?


Peter shrugged. That's why it's such a good secret, he explained.



# EXTRA

Write a dialogue that takes place behind a door marked "TOP SECRET! NO ENTRY!" Look over your quotation marks when you are done.





# Preparing for a Party

Solve each problem. Show your work.

**NOTE** Students solve division problems in a story context.

**SMH** 47, 48

1. Edwin, Kelley, Keisha, and Dwayne have to blow up 36 balloons for the party. If they each blow up the same number of balloons, how many balloons will each person blow?
  
  
  
  
  
  
  
  
  
  
2. Kenji has 27 pencils for the gift bags. He will put the same number of pencils in each of the 9 gift bags. How many pencils will he put in each bag?
  
  
  
  
  
  
  
  
  
  
3. Kim will send out 16 invitations. Invitations are sold in packages of 4. How many packages of invitations does Kim need to buy?

## Ongoing Review

4. Which number is **not** a factor of 24?
- A.** 2      **B.** 3      **C.** 4      **D.** 14

## READING TEST

### Directions

Read each passage. Choose the best answer to each question, or write your answer on the lines.

## Just in Case



"Is there going to be a flood?" asked Daniel. He glanced nervously back and forth between his dad and mom. They both looked worried. Dad was soaking wet and dirty. He had just come from the levee down by the river. He and the other men in town had spent the morning piling bags of sand around and on top of the levee. For years this wall of earth had kept the Mississippi from flooding its banks. After three straight days of rain, though, the water was higher than it had ever been. If the levee broke, Daniel's neighborhood would be flooded for sure.

Dad swallowed a bite of his sandwich. "We've done all we can to keep the river out," he said. "The levee seems to be holding up pretty well." He placed a reassuring hand on Daniel's shoulder. "We'll be fine," he said. "You have nothing to worry about."

Daniel felt a little better, but he knew the storm wasn't over yet. Outside, the sky was still very dark. Heavy black clouds hung overhead. Lightning flashed, followed by distant thunder.


Dad frowned. "Just in case," he said, "I think we should start moving some things to Uncle Mike's house." Uncle Mike lived farther away from the river, on higher ground. Dad finished the rest of his sandwich and pushed his chair away from the table. "I'll start loading some things into the pickup truck," he said.

"Daniel and I will start moving some things upstairs," said Mom. She turned to Daniel. "We'll take everything we'll need to cook and eat upstairs—canned goods, pots and pans, a camp stove, a lantern. It'll be fun," she said, "like camping out in our own house."

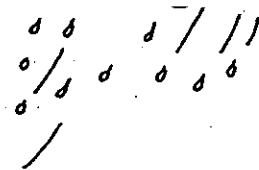
By nightfall, everything the family needed had been moved upstairs. Dad had taken their new couch, several chairs, and their television set to Uncle Mike's. Before going to bed, Daniel helped his dad move the fishing boat from the backyard and tie it to the front porch. "Just in case," said Dad.

Lying in bed that night, Daniel tossed and turned for quite a while. He could hear the heavy rain beating on the roof. "Everything will be all right," he whispered just before falling asleep.

Several hours later, the sound of sirens woke Daniel from a sound sleep. He sat straight up in bed, his heart pounding. A few minutes later a police car drove slowly through the water in the street. "The levee just broke!" a man shouted through a loudspeaker. "Get out. Get out now!"



Daniel ran to his parents' room. They were already out of bed and getting dressed. "Go get dressed, Daniel," said Mom. "We're leaving. We have no other choice." While Daniel was getting dressed, Mom phoned Uncle Mike to let him know they were coming. Dad went outside to get the boat ready.



A few minutes later they all piled into the fishing boat, leaving behind just about everything they owned. Daniel clutched the family photo album he had thought to grab from the living room on his way out. As they traveled past their neighbors' houses, Daniel shook his head sadly. Already, the water had risen to the first-floor windows. "It's like the whole town is drowning," said Daniel. "We're going to lose everything, aren't we?"

"No, not everything," said Mom, pulling him close. "We'll always have each other," she said.

"That's right," said Dad. "We may lose the house, but we can always rebuild. We can't ever lose our *home*, though, because home is *us*."

Mom smiled and nodded as she gave Daniel another hug.

A few minutes later they spotted Uncle Mike waiting for them on the overpass. They left the fishing boat tied to the bridge, crowded into Uncle Mike's pickup truck, and headed for higher ground.

**1** Make an inference about a character in this story.

---

**2** What are the clues (character's actions or words) that helped you make this inference?

---

---

**3** The men piled bags of sand around the levee. What is a levee?

- (A) a place where people go to rent boats
- (B) a large body of water where people swim
- (C) a box filled with sand for children to play in
- (D) a wall of earth built to keep a river from flooding


**4** Daniel had trouble getting to sleep that night because he was

- (F) excited.
- (G) sad.
- (H) afraid.
- (J) sick.

**5** Which sentence best tells what this story is about?

- (A) A man saves a couch and a TV from a flood.
- (B) A group of men work together to stop a flood.
- (C) A family gets ready in case there's a flood.
- (D) A boy and his parents camp out inside their own house.

- 6 When Daniel and his parents get to Uncle Mike's house, they most likely will
- (F) pack all of their things into Uncle Mike's truck.
  - (G) help Uncle Mike pile bags of sand around his house.
  - (H) wait for news about the flood.
  - (J) ask Uncle Mike for some pictures to put in their photo album.



**Directions**

Choose the word or words that best complete each sentence.

- 7 The river is \_\_\_\_\_ than it has ever been before.
- (A) high
  - (B) higher
  - (C) highest
  - (D) most highest
- 8 Aunt Bea called and said \_\_\_\_\_ was leaving.
- (F) we
  - (G) she
  - (H) us
  - (J) him

**Directions**

Daniel wrote a story about the flood. Read the story and then answer questions 9 and 10.

(1) When I woke up in the middle of the night, I knew we were in trouble. (2) Mom, Dad, and I had to wade through the water to get out the front door. (3) The door is blue, and our name is painted on it. (4) We climbed into the boat out front and set off toward Uncle Mike's.

- 9 Which sentence best completes Daniel's story?
- (A) Mom woke up just before I did.
  - (B) Our town has not been flooded in the last 35 years.
  - (C) We lived near the Mississippi River.
  - (D) Water was pouring into the house and rising fast.
- 10 Which sentence does not belong in this paragraph?
- (F) Sentence 1
  - (G) Sentence 2
  - (H) Sentence 3
  - (J) Sentence 4

