

# Elliott's Events


Mrs. Elliott: 3B

March 30, 2012

[julie.elliott@thompsonschoools.org](mailto:julie.elliott@thompsonschoools.org)

613-5749

[www.3b2011.wikispaces.com](http://www.3b2011.wikispaces.com)



Dear Parents and Guardians,

This homework packet will be due on Friday, April 13. Although there will not be any assigned homework to complete during Spring Break, it is very important for the students to read and practice their math facts daily. The students are making great progress with their math facts on the Xtra math website. Students may continue to use this website from home during Spring Break.

The Thompson School District elementary schools are having a Spring Break challenge. The two schools with the highest attendance at the Loveland Public Library during Spring Break will have a special community leader guest for lunch in the cafeteria on a day after Spring Break. There will be a signature board in the foyer of the library for students to sign in. Repeat visits will count as long as they are on different days.

Information about our field trip to Centennial Village on April 26 will be sent home after Spring Break. If you would like to volunteer, please send me an email. Centennial Village has limited our numbers so if there are too many parents interested I will do a drawing. I hope everyone has a wonderful Spring Break. I will see you all on April 9!

Please feel free to contact me with any comments, questions or concerns you may have regarding your child at 613-5749 or [julie.elliott@thompsonschoools.org](mailto:julie.elliott@thompsonschoools.org)  
Sincerely, Julie Elliott

## Learning Targets:

**Math:** Students will be able to use tables to compare 2 situations with a constant rate of change. They will also develop rules to describe the relationship between 2 variables.

**Reading:** Students will be able to determine whether their connections while reading are helpful to their reading comprehension or distracting.

**Writing:** Students will be able to organize and draft a paragraph using information from their research.

**Science:** Students will be able to identify the 3 elements of weather.

OUR WORD OF THE WEEK THIS  
WEEK IS: Self-Esteem

## Specialist Schedule



**Monday:** Computer/P.E.  
9:15 to 10:15

**Tuesday:** P.E.- 9:45 to 10:15  
Art- 11:15 to 12:15

**Wednesday:** Library  
9:45 to 10:15


**Thursday:** Computer/Music  
9:15 to 10:15

**Friday:** Library/Music  
9:15 to 10:15

## Spelling List

### Sort 22

1. fifty
2. ready
3. angry
4. every
5. body
6. plenty
7. empty
8. money
9. honey
10. jockey
11. chimney
12. hockey
13. cookie
14. goalie
15. pinkie
16. rely
17. try
18. sky
- 19.
- 20.




## School-Home Connection

Spring Break (no School): 4/2-4/6

PTO meeting: 4/10 @ 7PM

CMES Read-A-Thon: 4/16-4/27

3rd Grade Field Trip: 4/26





# Spelling Practice



Below is a list of ways to study your spelling words. Choose at least one activity from the list to practice your spelling words.

1. Write your words in alphabetical order.
2. Write each of your spelling words and circle the vowels.
3. Write each of your spelling words and underline the consonants.
4. Play "Snowman": This is a nonviolent version of Hangman. On a separate sheet of paper, draw a snowman with a hat, three buttons, two eyes, a nose and a smile. Erase a part of the snowman for each guess. Try to guess the word before the snowman melts!
5. Riddle Me!: Write some riddles using your spelling words.
6. Connect the Dots!: Make a square of four rows of dots with four dots in each row. Before taking a turn, a player must spell a spelling word. If the word is spelled correctly, the player connects two dots. When a player forms a square, he/she can write their initials in the box. The player with the most boxes in the end wins.
7. Write each word in sentence that is at least 5 words long.
8. Write each word and its definition.
9. Make a word search and have a member of your family find the words.
10. Story Story!: Write a short story using all of your spelling words. Underline the words in your story.
11. Colorful Words: Use two different color pens to write your spelling words. Use one color to write the consonants and the other for the vowels.
12. Stair Steps: Write your words as if they were stairs, adding one letter each time.

Example: s

sp

spe

spel

spell

# The Land of Nod


From breakfast on through all the day  
At home among my friends I stay,  
But every night I go abroad  
Afar into the land of Nod.

All by myself I have to go,  
With none to tell me what to do—  
All alone beside the streams  
And up the mountain-sides of dreams.

The strangest things are there for me,  
Both things to eat and things to see,  
And many frightening sights abroad  
Till morning in the land of Nod.

Try as I like to find the way,  
I never can get back by day,  
Nor can remember plain and clear  
The curious music that I hear.

— Robert Louis Stevenson

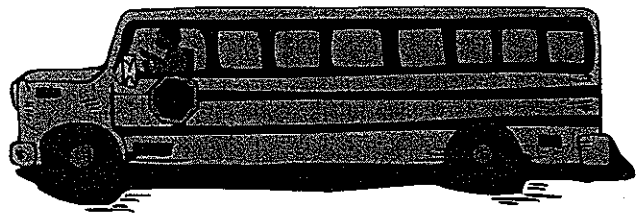


- 17** The speaker of this poem goes to the "Land of Nod" when he is  
Ⓐ dancing.  
Ⓑ sleeping.  
Ⓒ eating.  
Ⓓ reading.
- 18** This poem was written mainly to  
Ⓕ give information.  
Ⓖ persuade readers to visit Nod.  
Ⓗ teach a lesson.  
Ⓙ entertain readers.
- 19** From this poem, you can tell that the "Land of Nod" is  
Ⓐ a dreamland.  
Ⓑ very far from Earth.  
Ⓒ a small country.  
Ⓓ near the speaker's home.

**Directions**


Choose the word that best completes each sentence.

- 20** Mr. Cortez invited Anna to the museum and gave \_\_\_\_\_ a tour.  
Ⓕ her  
Ⓖ him  
Ⓗ she  
Ⓙ it
- 21** Only three children \_\_\_\_\_ on the school bus.  
Ⓐ is  
Ⓑ was  
Ⓒ are  
Ⓓ am
- 22** Dad \_\_\_\_\_ a meat loaf for dinner.  
Ⓕ prepared  
Ⓖ prepaired  
Ⓗ prepareed  
Ⓙ prepared



## Challenge

Find the mistakes in these sentences. Add the necessary punctuation marks. Cross out incorrect lowercase letters and write capitals above them. Be careful: One of these sentences is an indirect quotation.

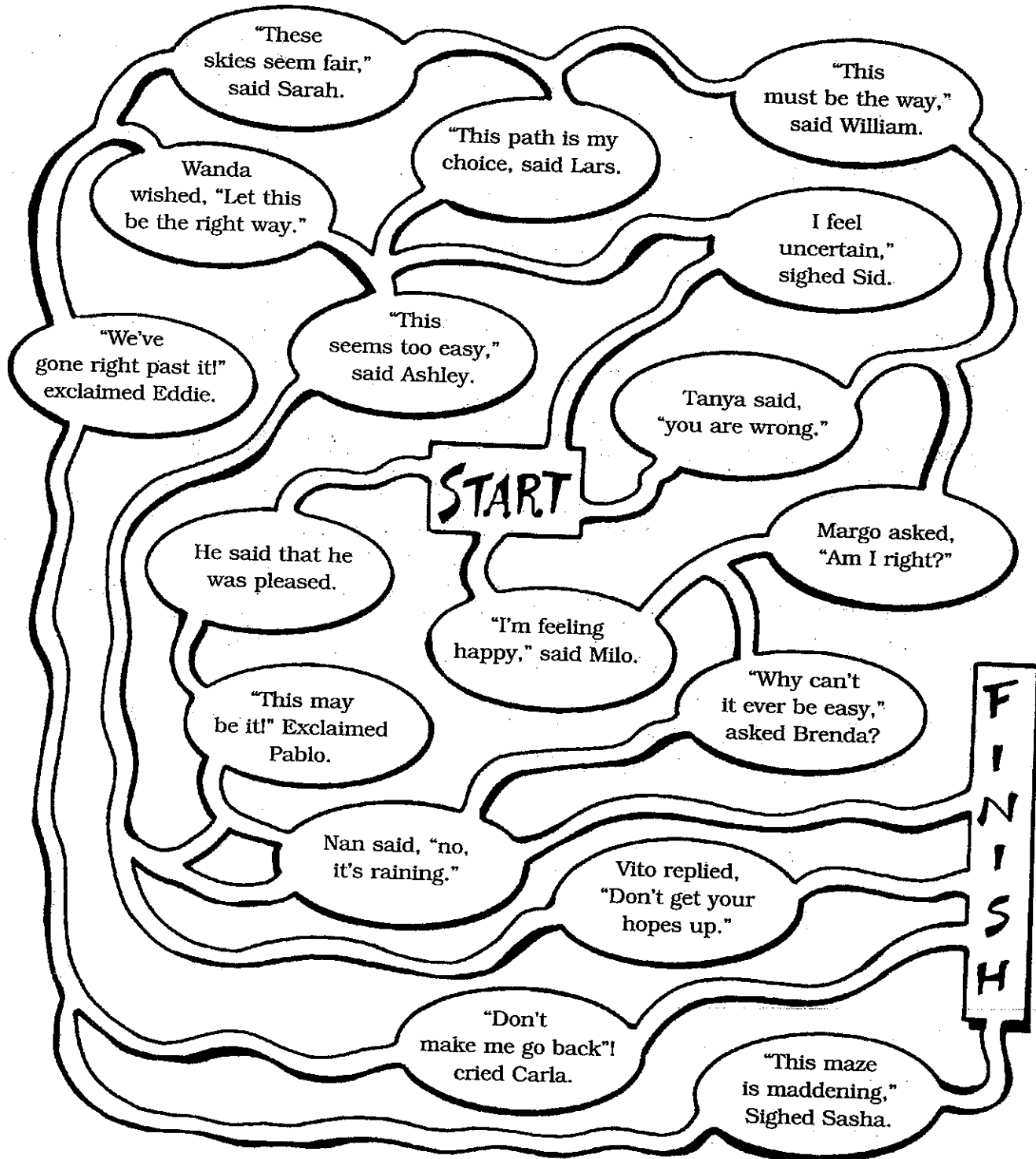



1. Sandra and Cary's father asked were you planning to do anything today now that you've had your teeth cleaned
2. No, Dad, I think we should go straight home said Sandra
3. Cary said that he wanted to go straight home too
4. There aren't any extra cars here exclaimed Cary when they drove into their driveway
5. Were you expecting someone to come over today asked his father
6. As the children walked into the house, their mother called out surprise
7. These new fishing rods and tackle boxes are for you and Cary because you did so well in school this year said their father
8. Their mother smiled and added we waited until your dentist appointments were over and you were free to go fishing with us
9. Thanks, Mom! You don't know just how much you surprised us said Sandra with a wink at Cary



## Quotations Maze

Complete the maze by following the correctly written quotations. If you come to an oval that contains incorrect punctuation or capitalization, stop and go back. You cannot get through that path. The correct path to the finish will take you through seven ovals containing correct quotations. Caution: Some ovals that are correct lead to false paths. **Bonus:** How many correct ovals are there in the entire maze?



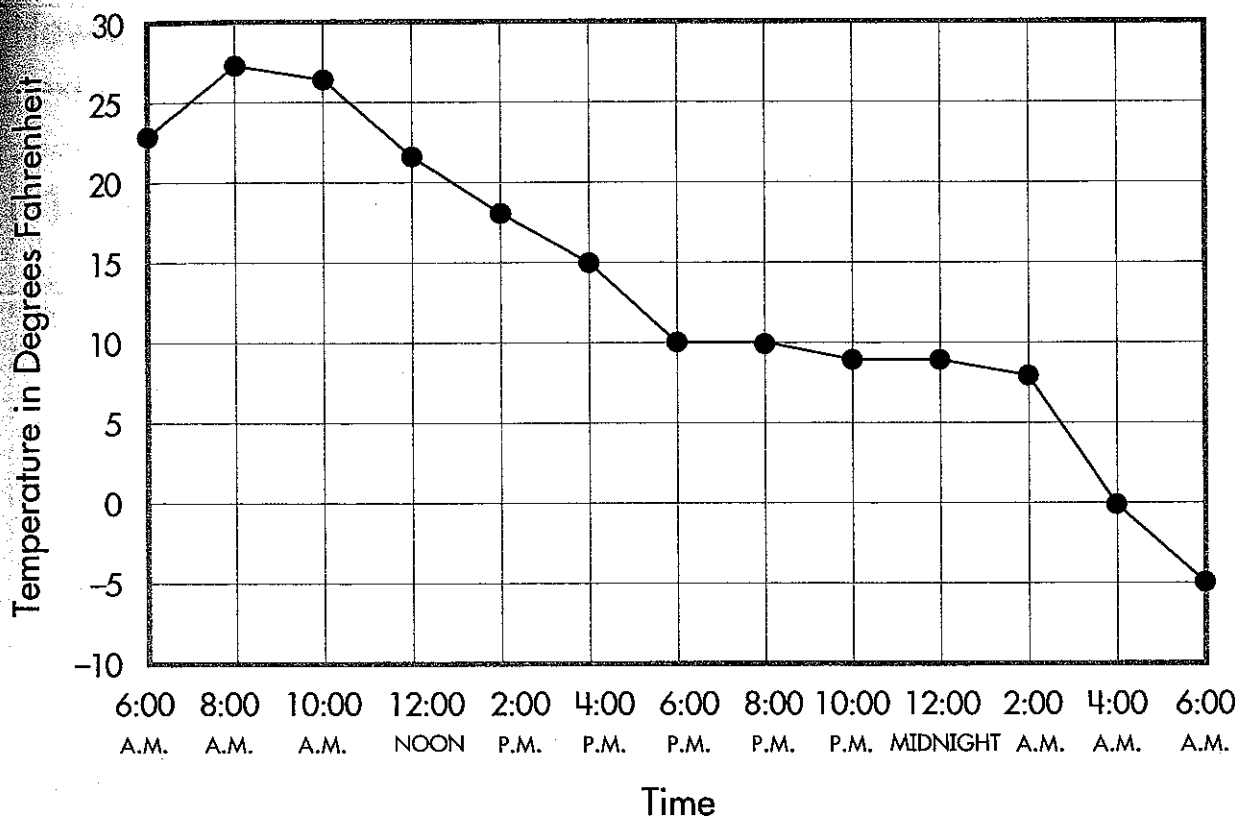


# Temperature Graphs (page 1 of 2)

**NOTE** Students practice reading temperatures on a graph and describing the temperature change over the course of the day.

**SMH** 70, 71-72

Temperature: Graph 1



1. What is the highest temperature during the day? \_\_\_\_\_  
Lowest temperature? \_\_\_\_\_
2. Describe the temperature change on this day.  
Use the words "increasing," "decreasing," or "stayed the same."
3. Where and when might a day with these temperatures happen?

Student Name \_\_\_\_\_

Date \_\_\_\_\_

Trace the cursive letters neatly.

I had a great  
Spring Break. First,  
I took time to relax.  
Then, I went to the  
mountains. Finally,  
I saw a movie.  
Truly, my Spring  
Break was wonderful.

Don't Forget! Proper pencil holding is the most important skill for achieving neatness in handwriting.

Materials provided from your friends at [www.handwritingworksheets.com](http://www.handwritingworksheets.com)