


Elliott's Events

Mrs. Elliott: 3B

September 16, 2011

elliottj@thompson.k12.co.us 613-5749 www.3b2011.wikispaces.com



Dear Parents and Guardians,

We have been talking in class about the importance of choosing "good fit" books for reading. We have discussed finding a book you are interested in reading, make sure you can read most of the words (use the 5 finger rule), and check to make sure you understand what is happening. When students choose "good fit" books, they can practice the comprehension and vocabulary strategies and they become better readers. In class during our Readers' Workshop, the students have lots of time to read good fit books to practice their strategies. Ms. Bukowski (our student teacher) and I have been conferencing with the students while they read to make sure they are choosing good fit books and to help them use their strategies. We will also begin to pull small groups of students to work to strengthen reading strategies.

We have also been practicing responding to literature in our Reading/Writing Logs in school. Our goal when responding to literature is to not retell the story, but to write about our thinking. The students should be starting to do this with their reading log homework as well. There is a blue paper with sentence starters in the planner binder before the reading log section. These sentence starters will help to get the students thinking about their reading. The students are encouraged to use the ideas from the blue page to help them with their reading log sentences. Reading log homework completion is a part of the third graders' reading grade this year. Thank you for your support home with your child's homework—it really makes a difference!

Please feel free to contact me with any comments, questions or concerns you may have regarding your child at 613-5749 or elliottj@thompson.k12.co.us.

Sincerely,
Julie Elliott

This Week in 3rd Grade:

Math: We will work on using place value to think of different ways to represent 3-digit numbers. We will also continue to solve story problems.

Reading: We will focus on visualizing for comprehension. Students will continue to respond to literature in their Reading/Writing Logs.

Science: We will begin to discuss and observe animal behavior.

OUR WORD OF THE WEEK
THIS WEEK IS: Responsibility

Specialist Schedule



Monday: Computer/P.E.
9:15 to 10:15

Tuesday: P.E.- 9:45 to 10:15
Art- 11:15 to 12:15


Wednesday: Library
9:45 to 10:15

Thursday: Computer/Music
9:15 to 10:15

Friday: Library/Music
9:15 to 10:15

Spelling List Sort 3

1. high
2. sight
3. bright
4. fight
5. cry
6. sky
7. try
8. shy
9. stay
10. play
11. tray
12. clay
13. chew
14. stew
15. blew
16. grow
17. flow
18. throw
- 19.
- 20.




School-Home Connection

Book Fair: 10/3-10/7

PTO meeting: 10/4 @ 7pm

Parent/Teacher Conferences: 10/7-10/7

No School (conferences): 10/7





Spelling Practice



Below is a list of ways to study your spelling words. Choose at least one activity from the list to practice your spelling words.

1. Write your words in alphabetical order.
2. Write each of your spelling words and circle the vowels.
3. Write each of your spelling words and underline the consonants.
4. Play "Snowman": This is a nonviolent version of Hangman. On a separate sheet of paper, draw a snowman with a hat, three buttons, two eyes, a nose and a smile. Erase a part of the snowman for each guess. Try to guess the word before the snowman melts!
5. Riddle Me!: Write some riddles using your spelling words.
6. Connect the Dots!: Make a square of four rows of dots with four dots in each row. Before taking a turn, a player must spell a spelling word. If the word is spelled correctly, the player connects two dots. When a player forms a square, he/she can write their initials in the box. The player with the most boxes in the end wins.
7. Write each word in sentence that is at least 5 words long.
8. Write each word and its definition.
9. Make a word search and have a member of your family find the words.
10. Story Story!: Write a short story using all of your spelling words. Underline the words in your story.
11. Colorful Words: Use two different color pens to write your spelling words. Use one color to write the consonants and the other for the vowels.
12. Stair Steps: Write your words as if they were stairs, adding one letter each time.

Example: s

sp

spe

spel

spell

Proper Nouns

Name _____

Grammar BLM

5

Proper nouns are the names of particular people, places, or things. They begin with capital letters.

1. Add a word from the box to complete each sentence.

days students months planets cities countries

- a. England, Vietnam, and China are all _____.
- b. Monday, Sunday, and Friday are all _____ of the week.
- c. Katy, Mat, and Ian are all _____ at my school.
- d. July, August, and September are all _____ of the year.
- e. Chicago, Dallas, and Miami are all _____.
- f. Mars, Jupiter, and Venus are all _____ in our solar system.

2. Use the proper nouns in the box to complete the story.

Rover July Tuesday Michael Christmas
Disneyland Joanna California

"Next _____, which is the 15th of _____, is my birthday," said _____.

"My parents are going to take me to _____ in _____ as a treat. My sister, _____, is also coming, but I am going to leave my dog, _____, at home. I might take him with me when I go camping next _____."

Name _____

Date _____

Trading Stickers, Combining Coins

Daily Practice



How Many More to 50?

Solve each problem, and show your work.

NOTE Students practice finding combinations of numbers that equal 50.

SMH 32-35

1. $14 + \underline{\hspace{2cm}} = 50$

2. $32 + \underline{\hspace{2cm}} = 50$

3. $8 + \underline{\hspace{2cm}} = 50$

4. $26 + \underline{\hspace{2cm}} = 50$

5. $41 + \underline{\hspace{2cm}} = 50$

6. $12 + \underline{\hspace{2cm}} = 50$

Visualizing When Reading

Directions:

1. Read the following passage from Because of Winn-Dixie by Kate DiCamillo.
2. Underline the words and phrases that helped you visualize (make a picture in your mind).
3. Answer the question at the bottom of the page.
4. On the back of this paper draw what you visualized. Pay attention to the details, and take your time to do your best drawing.

From Because of Winn-Dixie by Kate DiCamillo:

And then the dog came running around the corner. He was a big dog. And ugly. And he looked like he was having a real good time. His tongue was hanging out and he was wagging his tail. He skidded to a stop and smiled right at me. I had never before in my life seen a dog smile, but that is what he did. He pulled back his lips and showed me all his teeth. Then he wagged his tail so hard that he knocked some oranges off a display, and they went rolling everywhere, mixing in with the tomatoes and onions and green peppers.

Visualization is an important reading comprehension strategy. How does visualization help us comprehend when we are reading?

Draw what you visualized on the back of this page. Use the details the author included in her writing to help you make your picture.

Look. Trace. Write e and l.

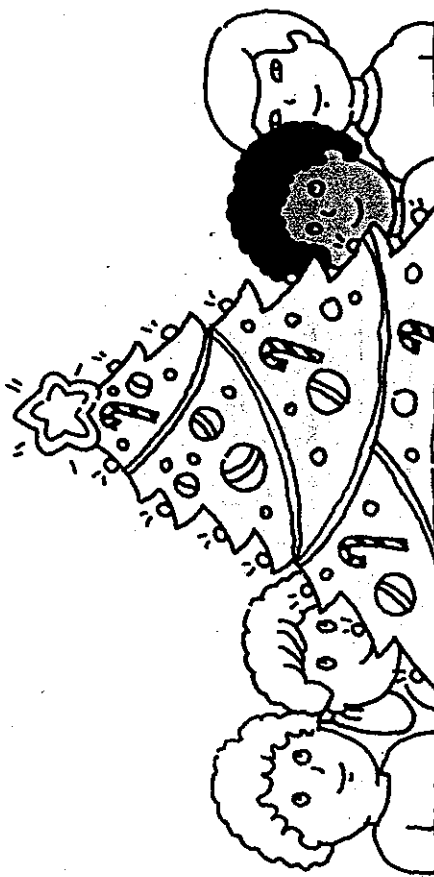
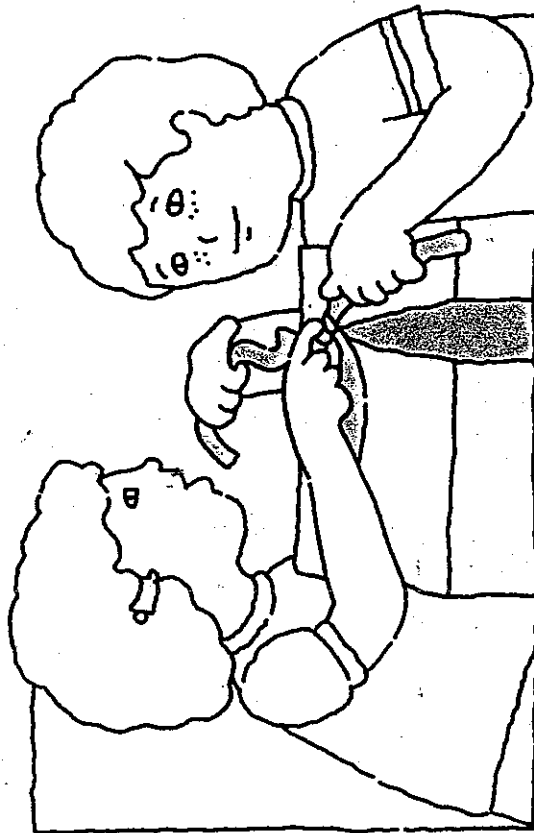
el el el

el el el

Write the words.

let let

tie tie



lie lie

lit lit

tell tell