


Elliott's Events

Mrs. Elliott: 3B

April 20, 2012



julie.elliott@thompsonschoools.org

613-5749

www.3b2011.wikispaces.com

Dear Parents and Guardians,

Please read the following information about a great opportunity for kids to bowl free all summer long:

The Kids Bowl Free Summer Bowling Program is available in our community and we thought that your family might enjoy this great deal. Each child receives 2 FREE Games of Bowling Every Day All Summer and last summer nearly 2,000,000 kids enjoyed this great program.

Here's How You Can Register Your Family

1. Go to www.KidsBowlFree.com
2. Click on the State and then select the bowling center that you'd like to participate at.
3. Register your children to receive Free Bowling all summer long
4. Sign up the adults and/or older children for the optional Family Pass which allows up to 4 adult family members including parents, grandparents, older siblings or an adult babysitter to join in the bowling fun.

Please feel free to contact me with any comments, questions or concerns you may have regarding your child at 613-5749 or julie.elliott@thompsonschoools.org

Sincerely, Julie Elliott

Spelling List

Sort 24

1. replying
2. copying
3. hurrying
4. studying
5. carrying
6. staying
7. replies
8. copies
9. hurries
10. studies
11. carries
12. stays
13. replied
14. copied
15. hurried
16. studied
17. carried
18. stayed
- 19.
- 20.

Learning Targets:

Math: Students will be able to divide groups into equal parts and name the parts with fractions, and identify equivalent fractions.

Reading: Students will identify and practice a new comprehension strategy called "synthesizing."

Writing: Students will complete their narrative story and return to their research paragraph.


Science: Students will be able to tell about the movement of the earth in space.

OUR WORD OF THE WEEK THIS WEEK IS: Self-Esteem

Specialist Schedule



- Monday:** Computer/P.E.
9:15 to 10:15
- Tuesday:** P.E.- 9:45 to 10:15
Art- 11:15 to 12:15
- Wednesday:** Library
9:45 to 10:15
- Thursday:** Computer/Music
9:15 to 10:15
- Friday:** Library/Music
9:15 to 10:15




School-Home Connection

CMES Read-A-Thon: 4/16-4/27

Book Orders Due: 4/25

3rd Grade Field Trip: 4/26

Literacy Assessments (no school for students): 4/30-5/1





Spelling Practice



Below is a list of ways to study your spelling words. Choose at least one activity from the list to practice your spelling words.

1. Write your words in alphabetical order.
2. Write each of your spelling words and circle the vowels.
3. Write each of your spelling words and underline the consonants.
4. Play "Snowman": This is a nonviolent version of Hangman. On a separate sheet of paper, draw a snowman with a hat, three buttons, two eyes, a nose and a smile. Erase a part of the snowman for each guess. Try to guess the word before the snowman melts!
5. Riddle Me!: Write some riddles using your spelling words.
6. Connect the Dots!: Make a square of four rows of dots with four dots in each row. Before taking a turn, a player must spell a spelling word. If the word is spelled correctly, the player connects two dots. When a player forms a square, he/she can write their initials in the box. The player with the most boxes in the end wins.
7. Write each word in sentence that is at least 5 words long.
8. Write each word and its definition.
9. Make a word search and have a member of your family find the words.
10. Story Story!: Write a short story using all of your spelling words. Underline the words in your story.
11. Colorful Words: Use two different color pens to write your spelling words. Use one color to write the consonants and the other for the vowels.
12. Stair Steps: Write your words as if they were stairs, adding one letter each time.

Example: s

sp

spe

spel

spell


Name _____ Date _____

Chapter
Reading Skill
Chapter 7

Weather

You can find lots of information about the weather in the daily newspaper. You can find the weather all across the country and in other cities. You can find the details of your local weather. Find a local newspaper. Look up the weather in your area. **Draw a picture to show the weather, then write a short summary.**

My Picture



My Summary

LANGUAGE AND USAGE

5

Comparing with *more* and *most*

*use more to compare 2 things *use most to compare 3 or more things

Daisies are **plentiful** flowers.

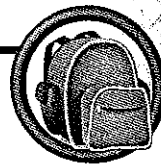
Violets are **more plentiful** than day lilies.

Are dandelions the **most plentiful** flowers of all?

A. Write the correct form of the adjective in () to complete each sentence.

1. Are wildflowers the _____ of all plants? (interesting)
2. Seeing flowers is _____ than reading about them. (pleasant)
3. Certain flowers are _____ than others. (numerous)
4. Dandelions are _____ in spring than in fall. (plentiful)
5. I think the rose is the _____ flower of all. (beautiful)
6. I think poppies have the _____ colors of all. (brilliant)
7. The _____ flower I have seen is the iris. (wonderful)
8. Some flowers have _____ names than others. (unusual)
9. A plain weed may have a _____ name than a rare flower. (remarkable)
10. Some flower names sound _____ than others. (scientific)
11. Mountain flowers live under _____ conditions than forest flowers. (difficult)
12. A warm climate is _____ to some flowers than to others. (helpful)
13. Do the _____ flowers of all grow through cracks in rocks? (amazing)
14. Some of the _____ of all poems are about flowers. (famous)
15. Amy Lowell wrote "Lilacs" about the _____ of all flowers to her. (precious)

(continued)



A Bake Sale

Write an equation for each story problem.
Solve each one and show how you solved it.

NOTE Students solve multiplication and division problems in story contexts.

SMH 40–41, 47, 48

1. Zhang made 48 muffins for the bake sale. He can fit 8 muffins in a box. How many boxes does he need for all of his muffins?
2. Gina baked 4 sheets of cookies. On each sheet were 12 cookies. How many cookies did she bake?
3. Casawn baked 3 cakes. He sliced each cake into 9 pieces. How many pieces of cake are there?
4. Jane baked 36 dinner rolls. She put 6 rolls in each bag. How many bags did she make?

Student Name _____

Date _____

Trace the words, then rewrite the sentence on the blank lines.

The car going on a field trip.

To Carmichael Village in

Sanbury, Colorado.

Don't Forget! Proper pencil holding is the most important skill for achieving neatness in handwriting.

Materials provided from your friends at www.handwritingworksheets.com