


Elliott's Events

Mrs. Elliott: 3B

April 25, 2011



julie.elliott@thompsonschoools.org 613-5749 www.3b2011.wikispaces.com

Dear Parents and Guardians,

An additional day has been added for Homework Club. We will continue to have Homework Club on Tuesdays, but we have added Thursday as a Homework Club day as well. If your child currently attends Homework Club on Tuesdays and you would like for him/her to attend on Thursday as well, please let me know. If your child does not attend Homework Club, but you would like to sign him/her up for the remainder of the school year, please let me know and I will send a permission form home for you to fill out.

A note was sent home last week about the Mbiko Project. We will continue to collect donations to help sponsor children in Uganda through this week. Checks can be made payable to Chris Mayes.

Please feel free to contact me with any comments, questions or concerns you may have regarding your child at 613-5749 or

julie.elliott@thompsonschoools.org

Sincerely,

Julie Elliott

Spelling List:

Sort 26

2. sometime
3. somewhere
4. somewhere
5. someone
6. themselves
7. yourself
8. herself
9. myself
10. itself
11. anything
12. nothing
13. outside
14. throughout
15. checkout
16. outfit
17. beside
18. sideways
- 19.
- 20.

This Week in 3rd Grade:

Math: We will continue our work with tables. We will also use data to plot points on a graph.


Reading: We will review the narrative story structure along with practicing our strategies.

Writing: We will finish our work with our research assignments including writing bibliographies.


Science: We will finish learning about weather and move on to discussing the movement of the earth in space.

Word of the Week: Careers

Specialist Schedule



- Monday:** Music/P.E.
2:45 to 3:45
- Tuesday:** Music /P.E.
2:45 to 3:45
- Wednesday:** Computers/Library
8:50 to 9:50
- Thursday:** Art 2:45 to 3:45
- Friday:** Counselor/Lib. or Comp.
2:45 to 3:45



School-Home Connection

Book Orders Due: 4/29

PTO Meeting: 5/3 @ 7 PM

Muffins for Moms: 5/6 @ 8 AM





Spelling Practice



Below is a list of ways to study your spelling words. Choose at least one activity from the list to practice your spelling words.

1. Write your words in alphabetical order.
2. Write each of your spelling words and circle the vowels.
3. Write each of your spelling words and underline the consonants.
4. Play "Snowman": This is a nonviolent version of Hangman. On a separate sheet of paper, draw a snowman with a hat, three buttons, two eyes, a nose and a smile. Erase a part of the snowman for each guess. Try to guess the word before the snowman melts!
5. Riddle Me!: Write some riddles using your spelling words.
6. Connect the Dots!: Make a square of four rows of dots with four dots in each row. Before taking a turn, a player must spell a spelling word. If the word is spelled correctly, the player connects two dots. When a player forms a square, he/she can write their initials in the box. The player with the most boxes in the end wins.
7. Write each word in sentence that is at least 5 words long.
8. Write each word and its definition.
9. Make a word search and have a member of your family find the words.
10. Story Story!: Write a short story using all of your spelling words. Underline the words in your story.
11. Colorful Words: Use two different color pens to write your spelling words. Use one color to write the consonants and the other for the vowels.
12. Stair Steps: Write your words as if they were stairs, adding one letter each time.


Example: s

sp

spe

spel

spell



Trace and write the phrases.

four friends on flutes

four friends on flutes

a good effort


a good effort

friendly faces

friendly faces

my favorite music

my favorite music



Counting Around the Class

NOTE Students find the multiples of a given number and solve multiplication problems.

SMH 42

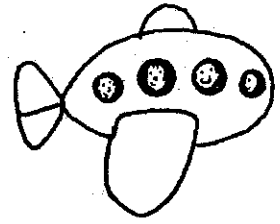
1. Mr. Brown's class counted by 4s. The 1st person said 4, the 2nd said 8, and the 3rd said 12. How many people counted to get to 36? How do you know?

2. Ms. Wilson's class counted by 6s. The 1st person said 6, the 2nd said 12, and the 3rd said 18.
 - a. What number did the 6th person say?
How do you know?

 - b. What number did the 12th person say?
How do you know?

3. Ms. Ross's class counted by 5s. The 1st person said 5, the 2nd said 10, and the 3rd said 15.
 - a. How many people counted to get to 100?
How do you know?

 - b. When Ms. Ross's class was counting by 5s, did anyone say the number 72? How do you know?



A Crazy Class

[illegible]

Blank lined area for writing.